

PART 1 - ADDENDUM

1.1 TITLE

- .1 This Addendum shall be known as:

Addendum 5
TFM-009-24 – GRD-508-23: Concrete & Asphalt Repairs 2024

- .2 The Date of the Addendum is Thursday, April 25, 2024

1.2 PRECEDENCE

- .1 This amendment to the bid documents is effective immediately.
- .2 This Addendum shall form an integral part of the original bid documents and is to be read in conjunction therewith.
- .3 The Addendum shall take precedence over previously issued bid documents with which it may prove to be at variance.

1.3 GENERAL

- .1 The General Conditions shall govern all phases of the Work covered by this Addendum.
- .2 Acknowledge receipt of this addendum in the Tender and Acceptance form.

1.4 PURPOSE

- .1 The purpose of the Addendum is to inform bidders of the changes, deletions and additions to be added to the bid documents.

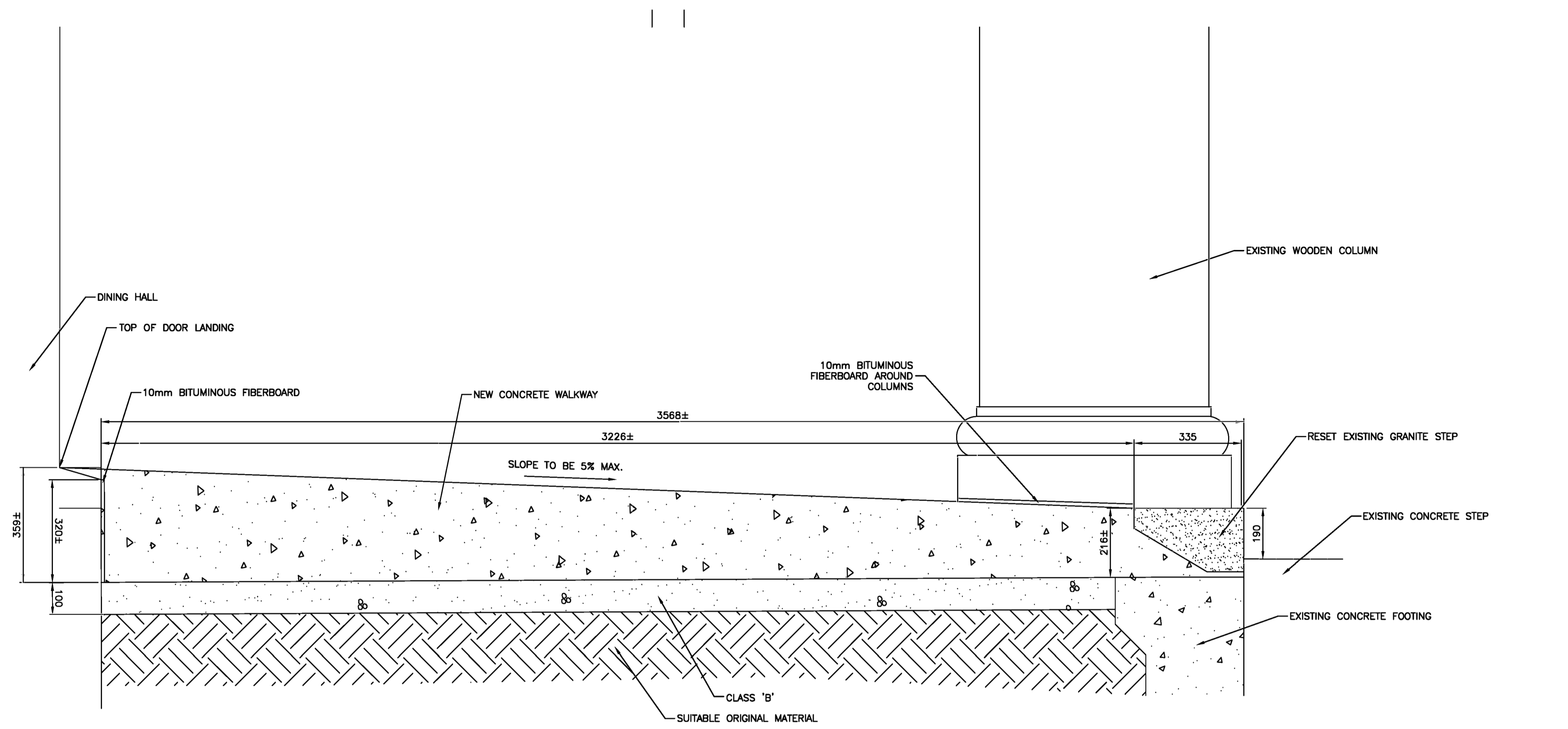
1.5 CHANGES TO DRAWINGS

- .1 ADD Drawing C-2.2-R0 (Addendum 4 referenced incorrect new drawing number. Drawing C-2.1-R1 remains unchanged.)

1.6 CHANGES TO SPECIFICATION

1.7 QUESTIONS AND RESPONSES

END OF ADDENDUM



NEW CONCRETE SLAB SECTION
SCALE: 1:10


1
C-22

No.	REVISION	DATE
RO	ISSUED FOR ADDENDUM #5	APR 25, 2024

GENERAL NOTES

- DO NOT SCALE FROM DRAWINGS.
- ALL DIMENSIONS IN MILLIMETRES UNLESS OTHERWISE NOTED.
- THE CONTRACTOR IS TO VERIFY ALL DIMENSIONS AND SITE CONDITIONS PRIOR TO SUBMISSION OF TENDERS.
- ALL DEFICIENCIES FOUND IN THIS DRAWING IS TO BE BROUGHT TO THE ATTENTION OF THE FACILITIES ENGINEERING AND DEVELOPMENT OFFICE OF THE DEPARTMENT OF FACILITIES MANAGEMENT, MEMORIAL UNIVERSITY OF NEWFOUNDLAND, PRIOR TO THE SUBMISSION OF THE TENDERS.

STAMP	
-------	--



PROJECT NAME:
CONCRETE AND ASPHALT REPAIRS 2024
Project #: GRD-508-23

DRAWING TITLE:
SECTIONS AND DETAILS

DESIGNED: S.C./C.B	DRAWN: S.C
REVIEWED: H.H	APPROVED: H.H
SCALE: AS SHOWN	DATE: APR 25 2024
PROJECT No. GRD-508-23	DRAWING No. C-2.2

PART 1 - ADDENDUM

1.1 TITLE

- .1 This Addendum shall be known as:

Addendum 4
TFM-009-24 – GRD-508-23: Concrete & Asphalt Repairs 2024

- .2 The Date of the Addendum is Thursday, April 25, 2024

1.2 PRECEDENCE

- .1 This amendment to the bid documents is effective immediately.
- .2 This Addendum shall form an integral part of the original bid documents and is to be read in conjunction therewith.
- .3 The Addendum shall take precedence over previously issued bid documents with which it may prove to be at variance.

1.3 GENERAL

- .1 The General Conditions shall govern all phases of the Work covered by this Addendum.
- .2 Acknowledge receipt of this addendum in the Tender and Acceptance form.

1.4 PURPOSE

- .1 The purpose of the Addendum is to inform bidders of the changes, deletions and additions to be added to the bid documents.

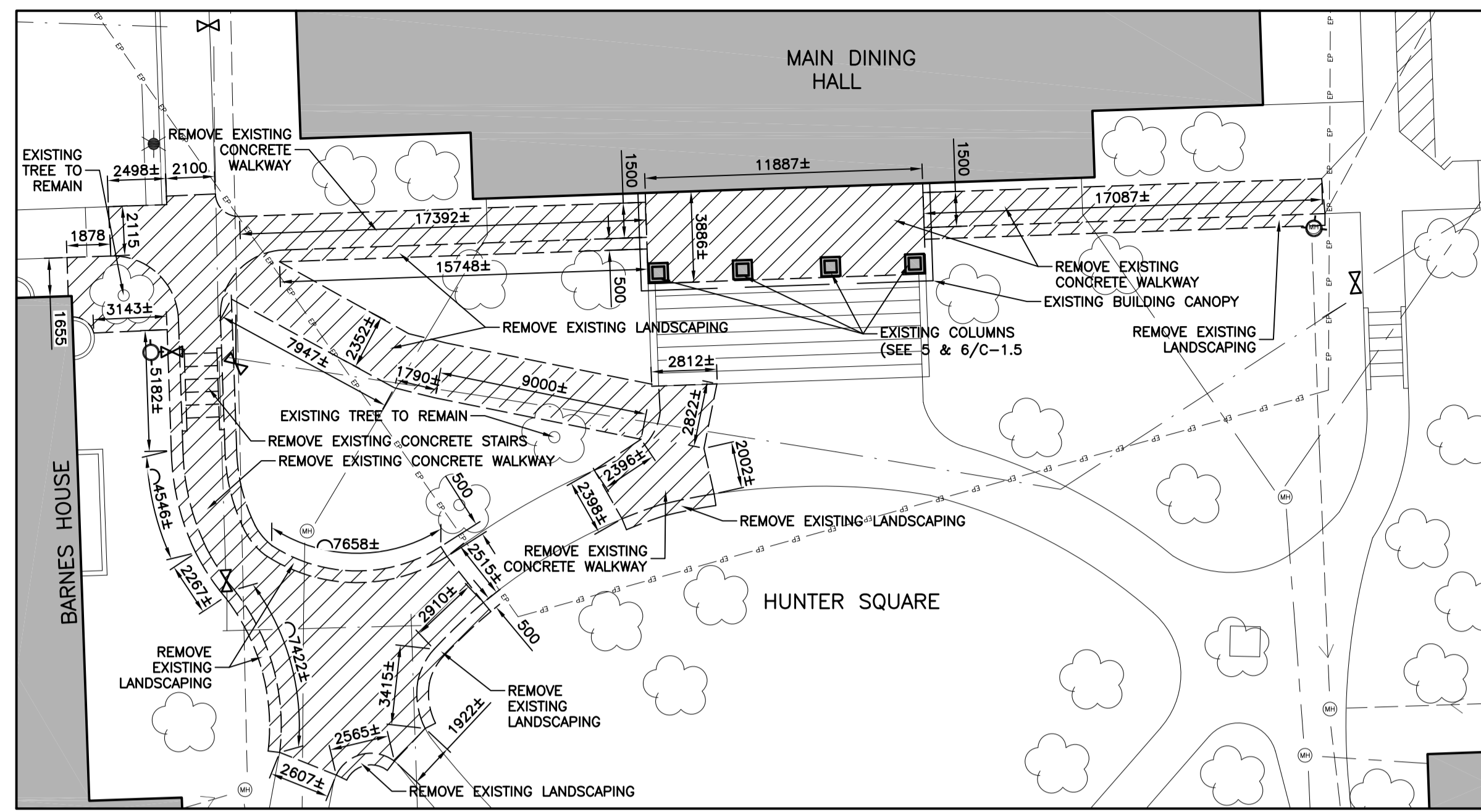
1.5 CHANGES TO DRAWINGS

- .1 REMOVE Drawing C-1.5-R2 and REPLACE with Drawing C-1.5-R3.
- .2 ADD Drawing C-2.1-R0

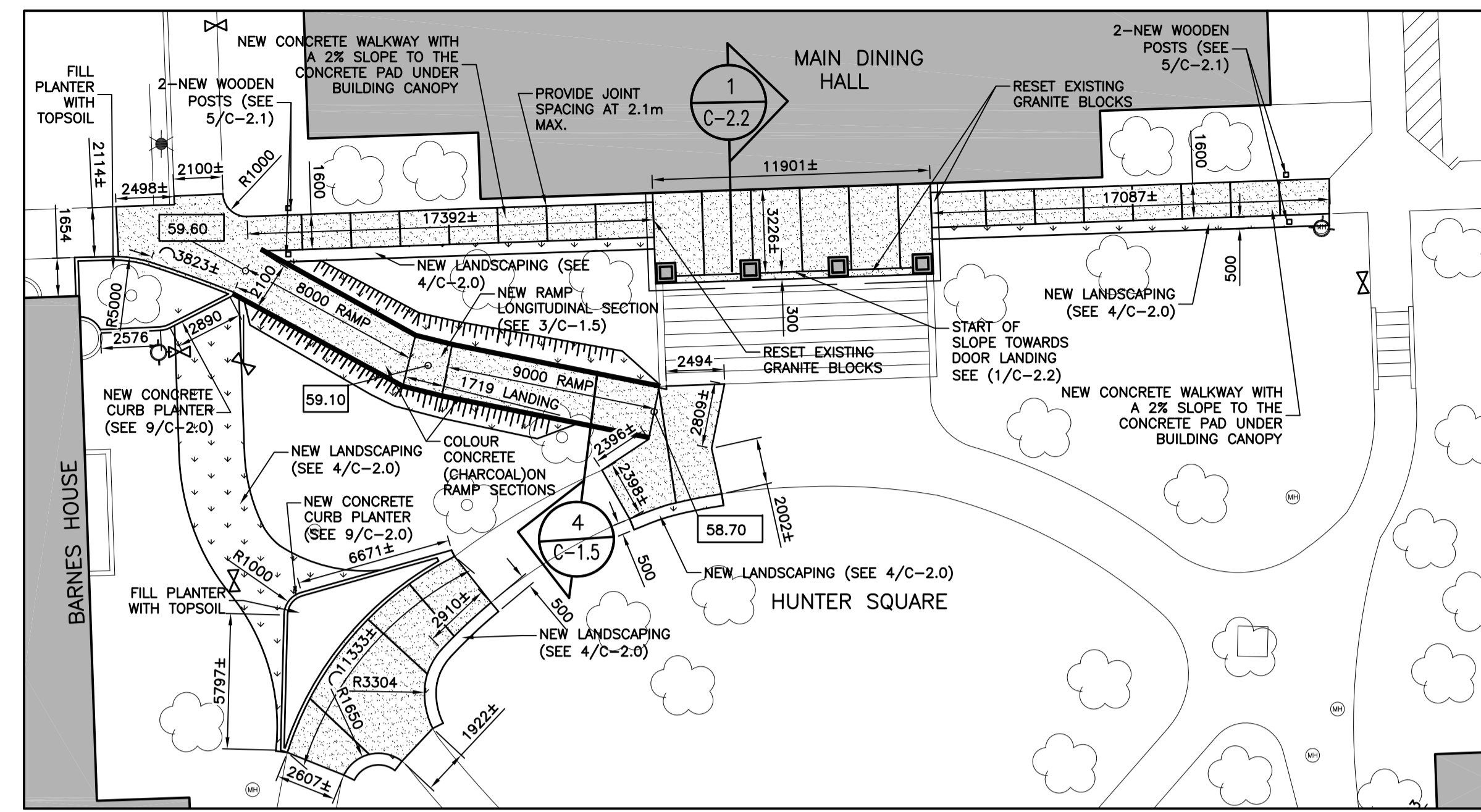
1.6 CHANGES TO SPECIFICATION

1.7 QUESTIONS AND RESPONSES

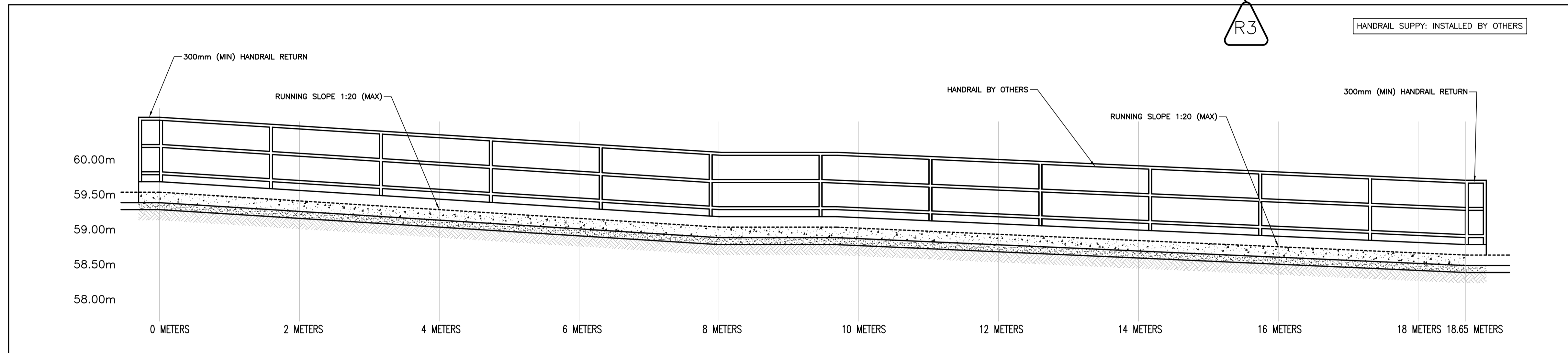
END OF ADDENDUM



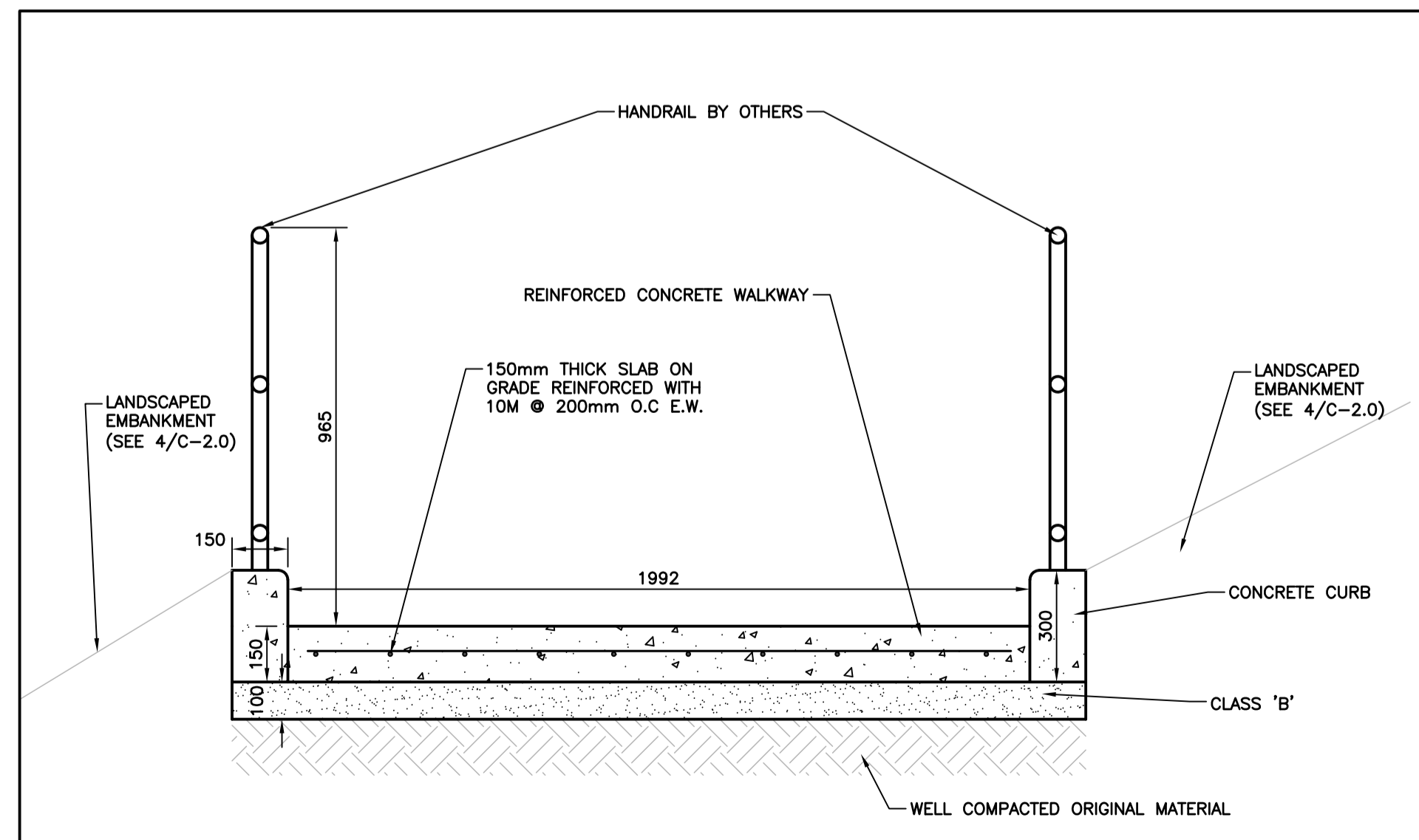
DEMOLITION SITE PLAN
SCALE: 1:200



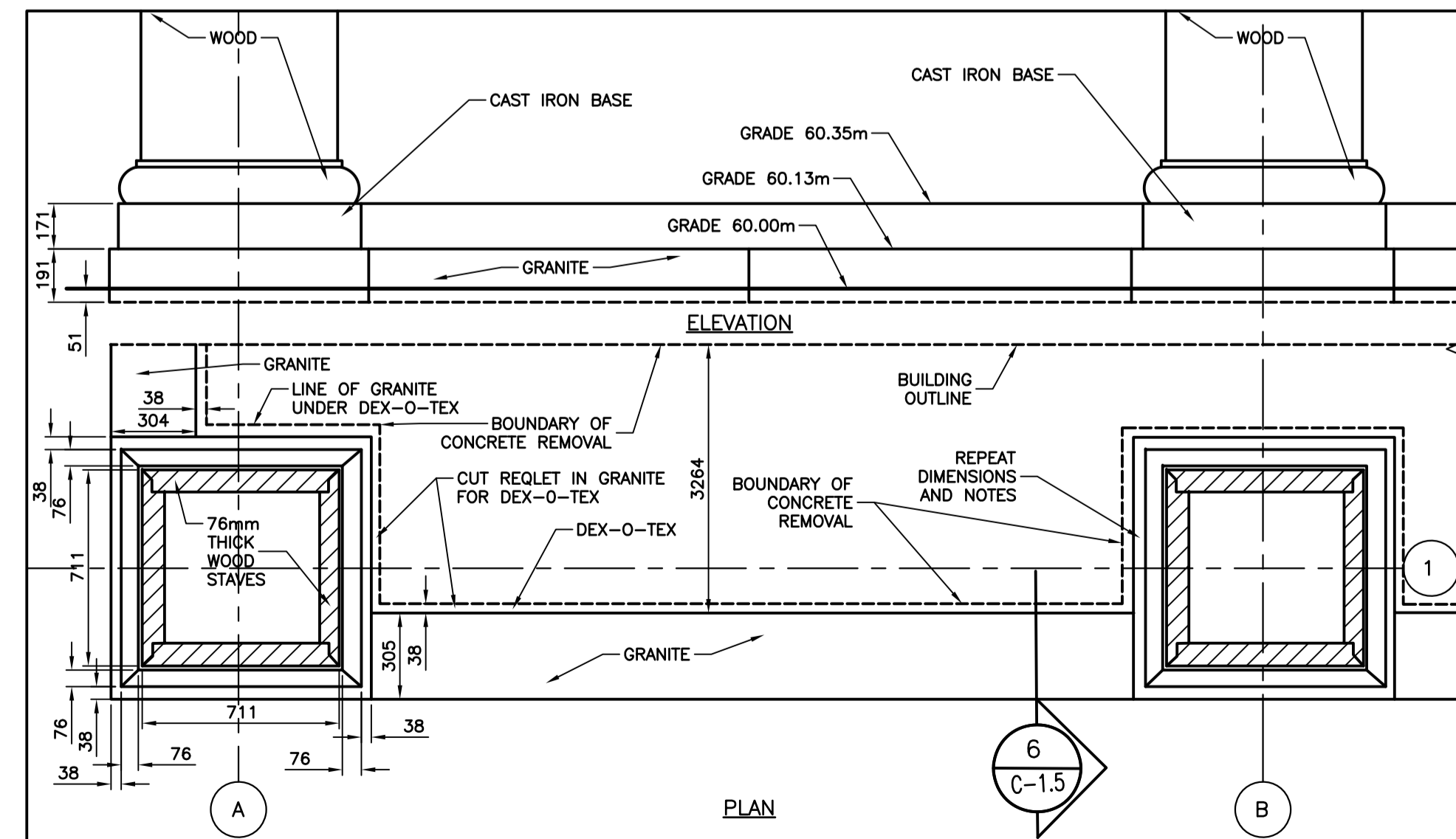
NEW SITE PLAN
SCALE: 1:200



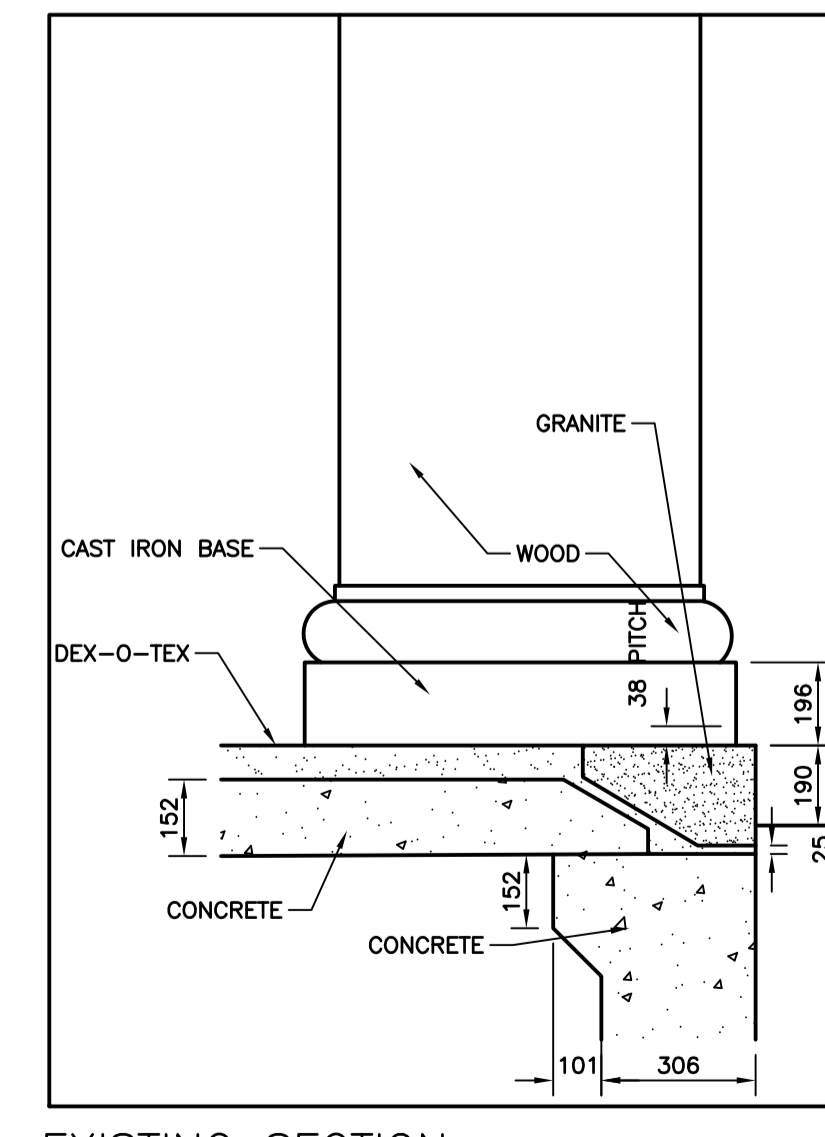
NEW ELEVATION - RAMP
SCALE: 1:35



NEW RAMP SECTION
SCALE: 1:15



EXISTING COLUMN ELEVATION AND PLAN DETAILS
SCALE: 1:20



EXISTING SECTION THRU C AT COLUMNS
SCALE: 1:15

No.	REVISION	DATE
R3	ISSUED FOR ADDENDUM #4	APR 25, 2024
R2	ISSUED FOR ADDENDUM #1	APR 18, 2024
R1	ISSUED FOR TENDER	MAR 28, 2024
R0	ISSUED FOR REVIEW	MAR 14, 2024

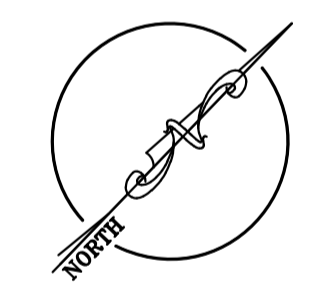
GENERAL NOTES

- DO NOT SCALE FROM DRAWINGS.
- ALL DIMENSIONS IN MILLIMETRES UNLESS OTHERWISE NOTED.
- THE CONTRACTOR IS TO VERIFY ALL DIMENSIONS AND SITE CONDITIONS PRIOR TO SUBMISSION OF TENDERS.
- ALL DEFICIENCIES FOUND IN THIS DRAWING IS TO BE BROUGHT TO THE ATTENTION OF THE FACILITIES ENGINEERING AND DEVELOPMENT OFFICE OF THE DEPARTMENT OF FACILITIES MANAGEMENT, MEMORIAL UNIVERSITY OF NEWFOUNDLAND, PRIOR TO THE SUBMISSION OF THE TENDERS.
- PRICE B TO INCLUDE ALL SCOPE OUTLINED ON DRAWING C-1.5. ALL OTHER WORK TO BE INCLUDED UNDER PRICE A.

LEGEND

- REMOVAL
- NEW LANDSCAPING
- NEW ASPHALT
- NEW CONCRETE
- NEW TOPSOIL
- WATER MAIN LINE
- SANITARY SEWER LINE
- STORM SEWER LINE
- UNDERGROUND ELECTRICAL CONDUIT
- UNDERGROUND HIGHVOLTAGE DUCT BANK
- GRADE DIRECTION
- LIGHT STANDARD
- MANHOLE
- VALVE
- CATCH BASIN
- FIRE HYDRANT
- TRANSFORMER

STAMP:

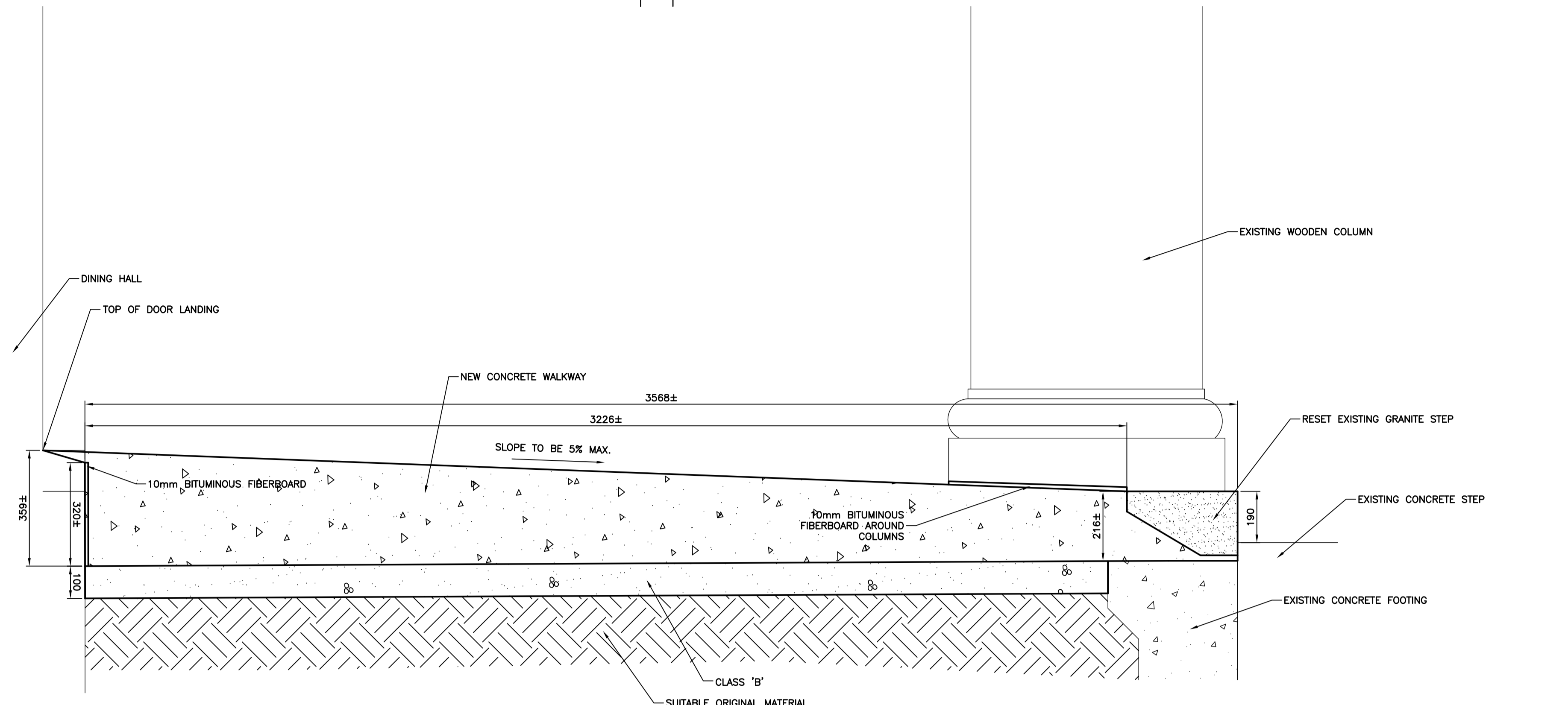


Department of Facilities Management
This University was raised by the people of Newfoundland as a memorial to the fallen in the great wars, 1914-1918, 1939-1945, that in freedom of learning, their cause and sacrifice might not be forgotten.
- Dedication plaque, Arts & Administration Building, St. John's Campus

PROJECT NAME:
CONCRETE AND ASPHALT REPAIRS 2024
Project #: GRD-508-23

DRAWING TITLE:
MAIN DINING HALL DEMOLITION AND NEW SITE PLANS

DESIGNED: S.C./C.B	DRAWN: S.C
REVIEWED: H.H	APPROVED: H.H
SCALE: AS SHOWN	DATE: APR 25 2024
MUN PROJECT No. GRD-508-23	DRAWING No. C-1.5



NEW CONCRETE SLAB SECTION
SCALE: 1:10

No.	REVISION	DATE
RO	ISSUED FOR ADDENDUM #4	APR 25, 2024

GENERAL NOTES

- DO NOT SCALE FROM DRAWINGS.
- ALL DIMENSIONS IN MILLIMETRES UNLESS OTHERWISE NOTED.
- THE CONTRACTOR IS TO VERIFY ALL DIMENSIONS AND SITE CONDITIONS PRIOR TO SUBMISSION OF TENDERS.
- ALL DEFICIENCIES FOUND IN THIS DRAWING IS TO BE BROUGHT TO THE ATTENTION OF THE FACILITIES ENGINEERING AND DEVELOPMENT OFFICE OF THE DEPARTMENT OF FACILITIES MANAGEMENT, MEMORIAL UNIVERSITY OF NEWFOUNDLAND, PRIOR TO THE SUBMISSION OF THE TENDERS.

STAMP	
-------	--



Department of Facilities Management
This University was raised by the people of Newfoundland as a memorial to the fallen in the great wars, 1914-1918, 1939-1945, that in freedom of learning, their cause and sacrifice might not be forgotten.
- Dedication plaque, Arts & Administration Building, St. John's Campus

PROJECT NAME:
CONCRETE AND ASPHALT REPAIRS 2024
Project #: GRD-508-23

DRAWING TITLE:
SECTIONS AND DETAILS

DESIGNED: S.C./C.B	DRAWN: S.C
REVIEWED: H.H	APPROVED: H.H
SCALE: AS SHOWN	DATE: APR 25 2024
PROJECT No. GRD-508-23	DRAWING No. C-2.1

PART 1 - ADDENDUM

1.1 TITLE

- .1 This Addendum shall be known as:

Addendum 3
TFM-009-24 – GRD-508-23: Concrete & Asphalt Repairs 2024

- .2 The Date of the Addendum is Wednesday, April 24, 2024

1.2 PRECEDENCE

- .1 This amendment to the bid documents is effective immediately.
- .2 This Addendum shall form an integral part of the original bid documents and is to be read in conjunction therewith.
- .3 The Addendum shall take precedence over previously issued bid documents with which it may prove to be at variance.

1.3 GENERAL

- .1 The General Conditions shall govern all phases of the Work covered by this Addendum.
- .2 Acknowledge receipt of this addendum in the Tender and Acceptance form.

1.4 PURPOSE

- .1 The purpose of the Addendum is to inform bidders of the changes, deletions and additions to be added to the bid documents.

CHANGES TO TENDER CLOSING & OPENING DATE

1. The deadline for receipt of tenders has changed. The new tender closing date is **Thursday, May 2, 2024 at 3:00PM (NST)**.
2. The new tender opening date is Thursday, May 2, 2024 at 3:30PM (NST).
Attendance by WebEx conference call, information is as follows:
Conference Line: 1-416-915-6530 (toll free)
Access Code: 2772 068 3711
Attendee ID: Press pound (#)

1.5 CHANGES TO THE SPECIFICATION

Part 6 – Supplementary Terms and Conditions: REMOVE 6.2 *Bid Surety* and REPLACE 6.2 as follows:

6.2 Surety

6.2.1 Bid Surety

Bids shall be accompanied by a copy of a bid security by way of a Bid Bond from a surety company acceptable to the Owner and which is licensed to do

business in the Province of Newfoundland and Labrador or a copy of a cheque in the amount of 10 percent of the bid price. Originals to be delivered to Memorial University post tender closing. Bid security will not be required for a total contract value of \$100,000 or less (HST Excluded), unless specifically called for in the contract documents. The bid security will be returned to the bidder upon receipt of the required Performance Bond and Labour and Materials Payment Bond as described as per 6.2.2 below.

The terms of the bid security will be invoked and the amount retained by the Owner if: the Tenderer fails to enter into a formal agreement, where one is specified, when notified of the award of the Contract within the tender validity period; or fails to provide the required Performance Bond and Labour and Materials Payment Bond within the time specified.

6.2.2 Public Work's Surety

Within seven (7) days of the issuance of the letter of acceptance, the preferred Bidder shall obtain and deliver to the Owner a Performance Bond in the amount of 50 percent of the bid price (HST Excluded) which guarantees the successful and complete performance of the Work. The Performance Bond is required as a condition of bid award. In lieu of a Performance Bond an approved certified cheque in the amount of 10 percent of the bid price may, at their option, be accepted for retention by the Owner until the successful completion of the Contract. The certified cheque will be retained until satisfactory completion of the Work including the warranty period after which it will be returned to the Contractor. Performance Bond or other such security will not be required for a contract value of \$100,000 or less. No Work is to be undertaken while the above performance security remains outstanding.

Within seven (7) days of issuance of the letter of acceptance, the preferred Bidder shall obtain and deliver to the Owner a Labour and Materials Payment Bond in the amount of 50 percent of the bid price (HST Excluded). The Labour and Materials Payment Bond is required as a condition of the bid award. In lieu of a Labour and Materials Payment Bond, an approved certified cheque in the amount 10 percent of the bid price may, at their option, be accepted for retention by the Owner until successful completion of the Contract. The certified cheque will be retained until substantial completion of the Work as defined by the Mechanics Lien Act and upon receipt of an acceptable statutory declaration form stating that all labour and material obligations due and payable under the Work have been discharged, after which it will then be returned to the Contractor. Labour and Materials Payment Bond or other such security will not be required for a contract value of \$100,000 or less. No Work is to be undertaken while the above labour and materials security remains outstanding.

No interest will be paid to the preferred Bidder for any certified cheques on deposit during the period of retention.

The cost of all bid, performance and labour and materials security shall be included in the bid price.

END OF ADDENDUM

PART 1 - ADDENDUM

1.1 TITLE

- .1 This Addendum shall be known as:

Addendum 2
TFM-009-24 – GRD-508-23: Concrete & Asphalt Repairs 2024

- .2 The Date of the Addendum is Friday, April 19, 2024

1.2 PRECEDENCE

- .1 This amendment to the bid documents is effective immediately.
- .2 This Addendum shall form an integral part of the original bid documents and is to be read in conjunction therewith.
- .3 The Addendum shall take precedence over previously issued bid documents with which it may prove to be at variance.

1.3 GENERAL

- .1 The General Conditions shall govern all phases of the Work covered by this Addendum.
- .2 Acknowledge receipt of this addendum in the Tender and Acceptance form.

1.4 PURPOSE

- .1 The purpose of the Addendum is to inform bidders of the changes, deletions and additions to be added to the bid documents.

1.5 CHANGES TO DRAWINGS

- .1 REMOVE Drawing C-1.0-R1 and REPLACE with Drawing C-1.0-R2.
- .2 REMOVE Drawing C-1.5-R1 and REPLACE with Drawing C-1.5-R2.
- .3 REMOVE Drawing C-1.7-R1 and REPLACE with Drawing C-1.7-R2.

1.6 CHANGES TO SPECIFICATION

1.7 QUESTIONS AND RESPONSES

REVISE RESPONSE TO QUESTION 1.7.16 IN ADDENDUM 1 AS FOLLOWS:

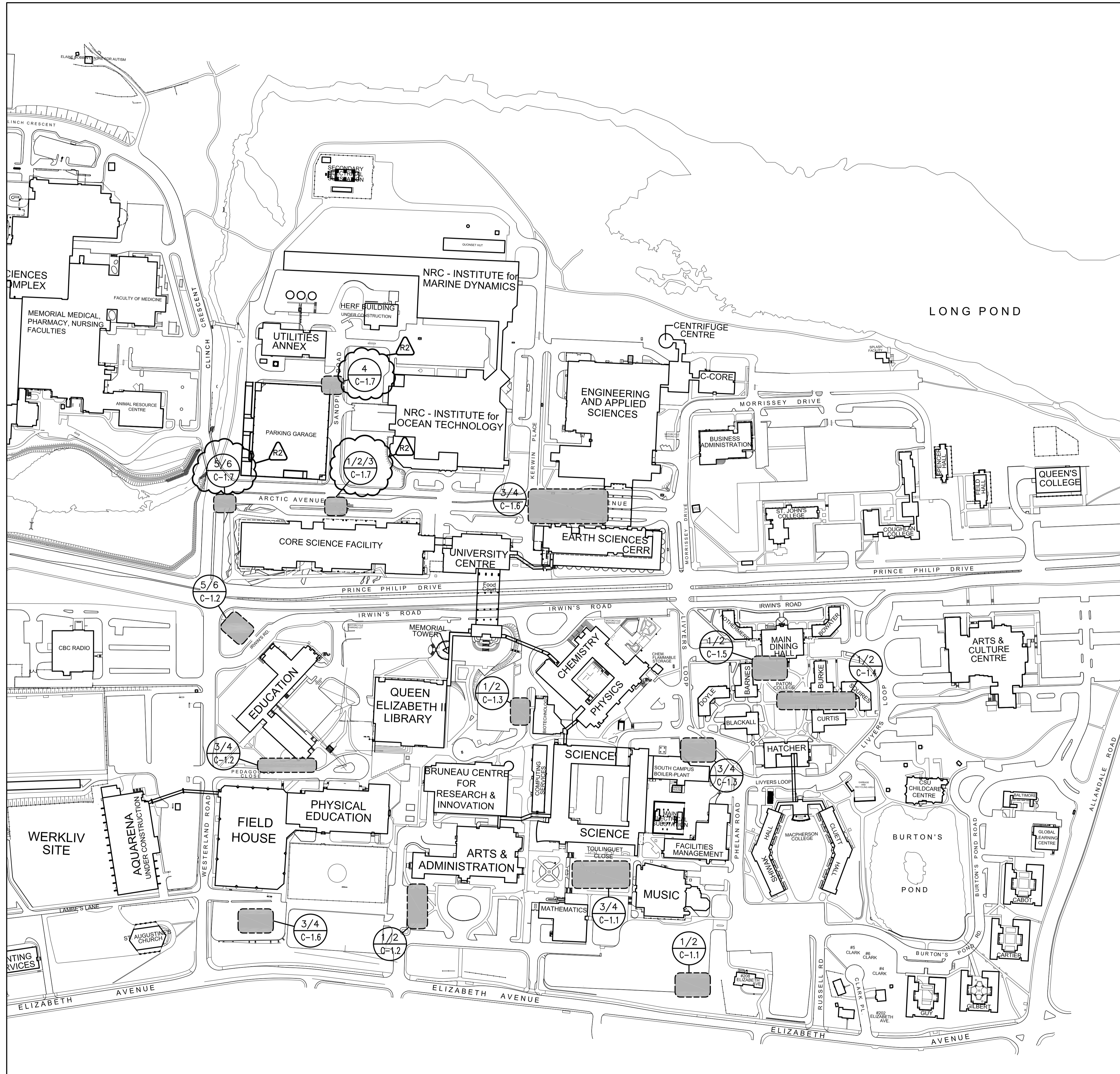
RESPONSE: Refer to Details 5 & 6 on drawing C-1.5-R2 for more information on the work area and the interface with the columns. Fibre board is to be installed around the inside perimeter of the Main Dining Hall columns, at the interface with the slab. The Main

Dining Hall is operational throughout the summer. However, during the construction works the south entrance can be closed and alternate entrance, with appropriate signage, can be used. The contractor is required to submit a comprehensive schedule for the scope of works and the owner will facilitate any coordination needed with the users of the area.

END OF ADDENDUM

CONSTRUCTION NOTES (APPLIES TO ALL DRAWINGS)

1. ALL WORK TO BE PERFORMED TO IN ACCORDANCE WITH MEMORIAL UNIVERSITY OF NEWFOUNDLAND SPECIFICATIONS, AND CITY OF ST. JOHN'S CONSTRUCTION SPECIFICATIONS.
2. COORDINATE ALL DEMOLITION WITH OWNER'S REPRESENTATIVE PRIOR TO START OF CONSTRUCTION.
3. CONTRACTOR TO HAVE ALL UNDERGROUND SERVICES LOCATED PRIOR TO START OF CONSTRUCTION.
4. ALL EXISTING CONCRETE AND ASPHALT TO BE SAW CUT AT LIMITS OF CONSTRUCTION PRIOR TO DEMOLITION AND REINSTATEMENT.
5. EXCAVATE AS REQUIRED TO ACCOMMODATE CONSTRUCTION OF NEW CURB, GUTTER, SIDEWALK, ROADWAY, ETC. AS PER DETAILS
6. ALL CONCRETE CURB, GUTTER, AND SIDEWALK TO BE CLASS C-2 EXPOSURE WITH MINIMUM COMPRESSIVE STRENGTH AT 28 DAYS OF 32 MPa.
7. ALL CONCRETE WALKWAYS TO BE A 150 mm IN THICKNESS.
8. INSTALL EXPANSION JOINTS ALONG LENGTH ADJACENT TO CONCRETE CURBS AND ADJACENT TO EXISTING CONCRETE WALKWAYS.
9. ALL MANHOLES TO BE SET 5 mm BELOW CONCRETE OR FINISHED ASPHALT GRADES.
10. ALL CATCH BASINS TO BE SET 30 mm BELOW FINISHED ASPHALT GRADES.
11. NEW LINE PAINTING TO BE COMPLETED AS SHOWN. REINSTATE ALL EXISTING LINE PAINTING AFFECTED BY CONSTRUCTION.
12. CONTRACTOR TO REPAIR ANY DAMAGE CAUSED BY CONSTRUCTION ACTIVITIES AT NO COST TO OWNER.
13. INSTALL EXPANSION JOIN AT INTERVALS OF 6 METERS IN NEW CONCRETE SIDEWALKS/WALKWAYS.
14. INSTALL CONCRETE SAW CUTS AT 2.1m MAX OR AS SHOWN ON DRAWINGS IN NEW CONCRETE SIDEWALKS/WALKWAYS.
15. REINSTATE LANDSCAPING ALONG EDGE OF NEW CONCRETE SIDEWALKS AND CURB. MIN 0.5m WIDTH.


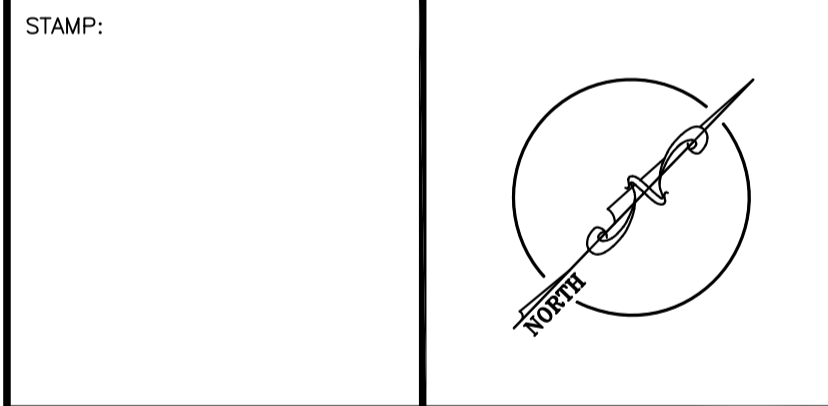


LOCATION PLAN
SCALE: N.T.S

1
C-1.0

No.	REVISION	DATE
R2	ISSUED FOR ADDENDUM #1	APR 18, 2024
R1	ISSUED FOR TENDER	MAR 28, 2024
R0	ISSUED FOR REVIEW	MAR 14, 2024

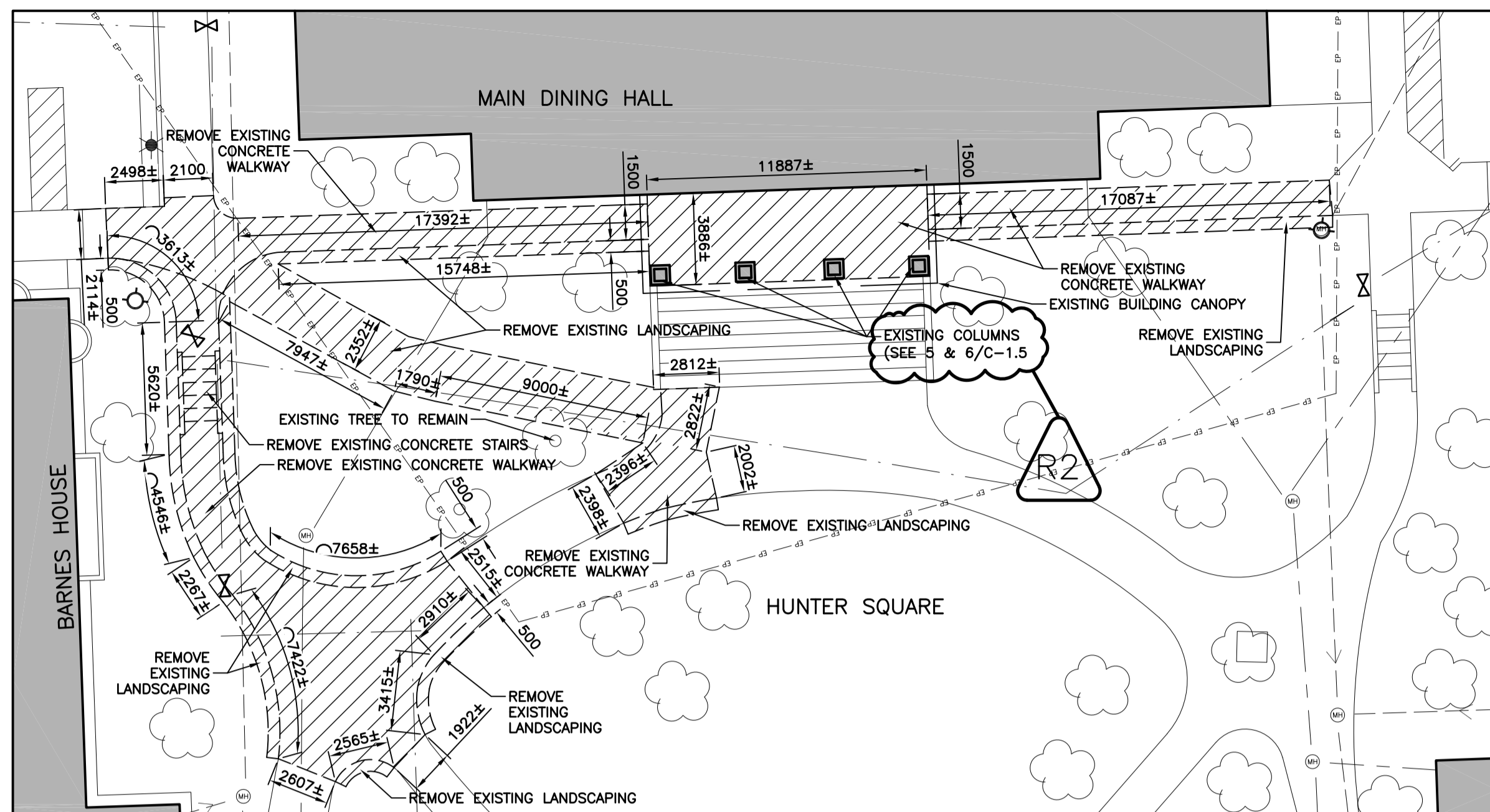
- GENERAL NOTES**
1. DO NOT SCALE FROM DRAWINGS.
 2. ALL DIMENSIONS IN MILLIMETRES UNLESS OTHERWISE NOTED.
 3. THE CONTRACTOR IS TO VERIFY ALL DIMENSIONS AND SITE CONDITIONS PRIOR TO SUBMISSION OF TENDERS.
 4. ALL DEFICIENCIES FOUND IN THIS DRAWING IS TO BE BROUGHT TO THE ATTENTION OF THE FACILITIES ENGINEERING AND DEVELOPMENT OFFICE OF THE DEPARTMENT OF FACILITIES MANAGEMENT, MEMORIAL UNIVERSITY OF NEWFOUNDLAND, PRIOR TO THE SUBMISSION OF THE TENDERS.
 5. PRICE B TO INCLUDE ALL SCOPE OUTLINED ON DRAWING C-1.5 ALL OTHER WORK TO BE INCLUDED UNDER PRICE A.



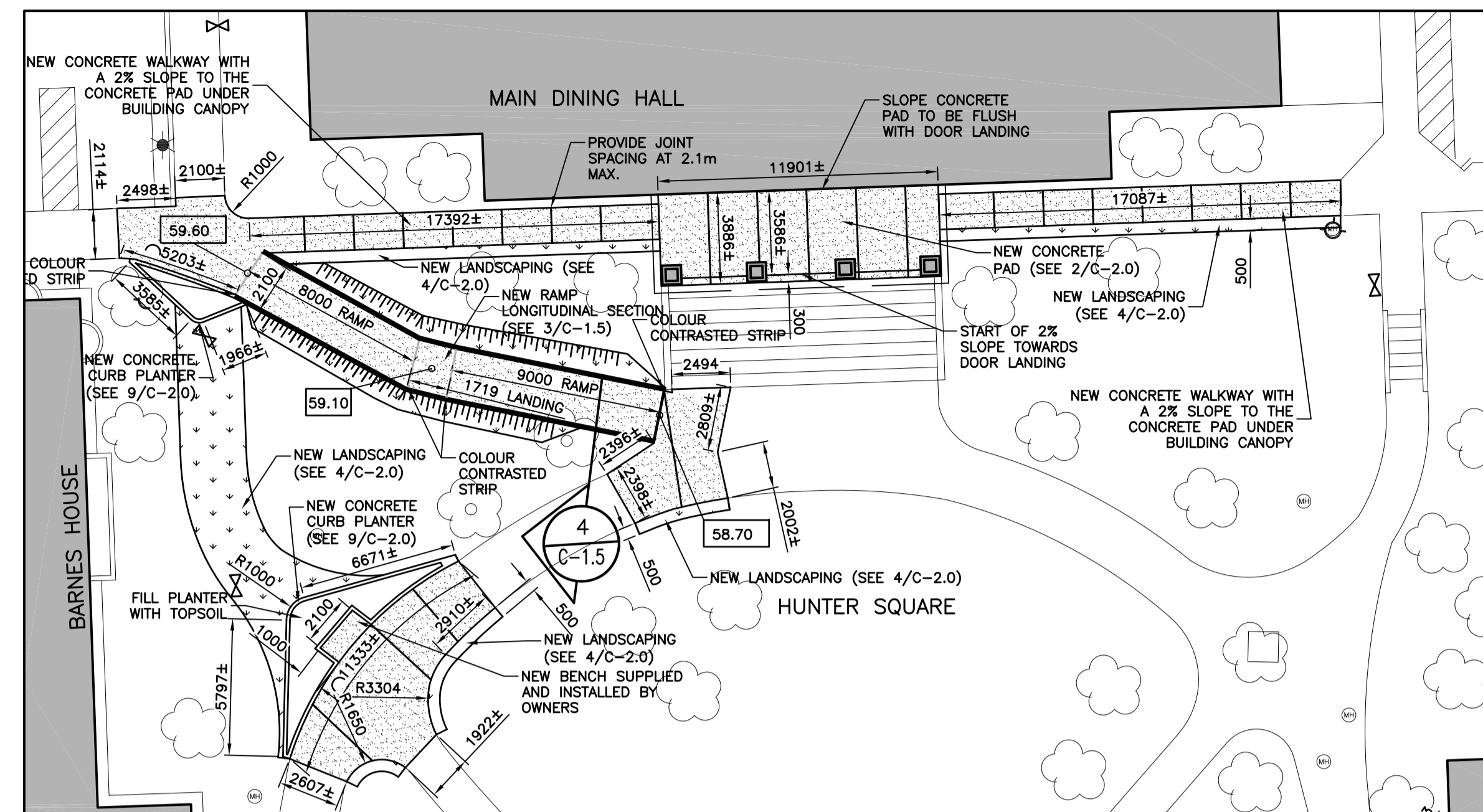
PROJECT NAME:
CONCRETE AND ASPHALT REPAIRS 2024
Project #: GRD-508-23

DRAWING TITLE:
LOCATION PLAN

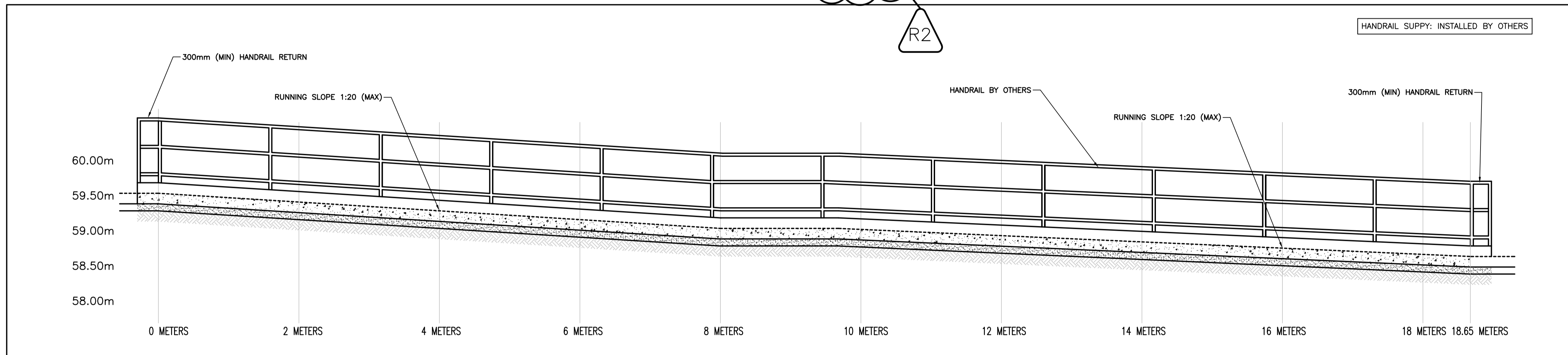
DESIGNED: S.C/C.B	DRAWN: S.C
REVIEWED: H.H	APPROVED: H.H
SCALE: N.T.S	DATE: MAR 28 2024
MUN PROJECT No. GRD-508-23	DRAWING No. C-1.0



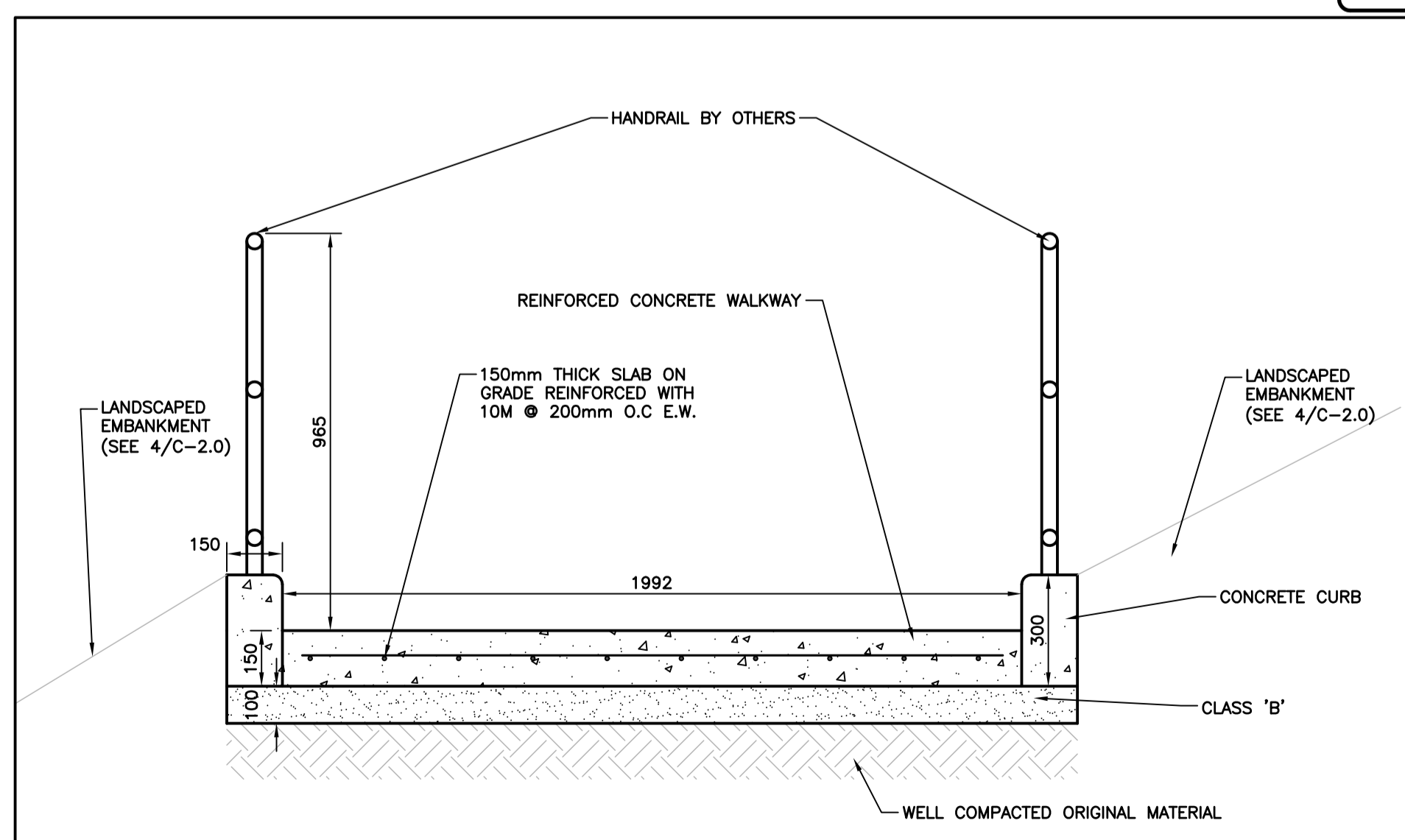
DEMOLITION SITE PLAN
SCALE: 1:200



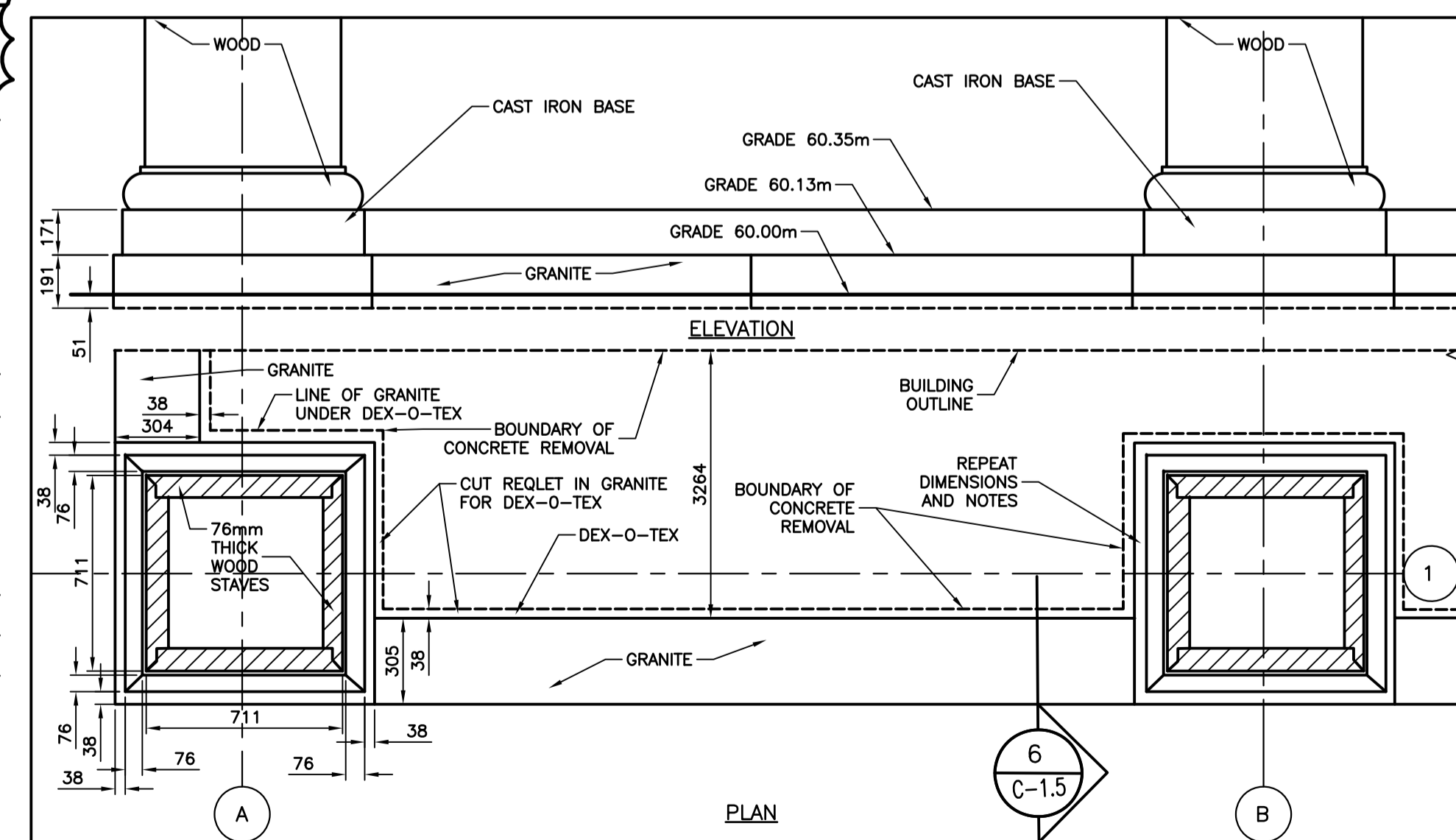
NEW SITE PLAN
SCALE: 1:200



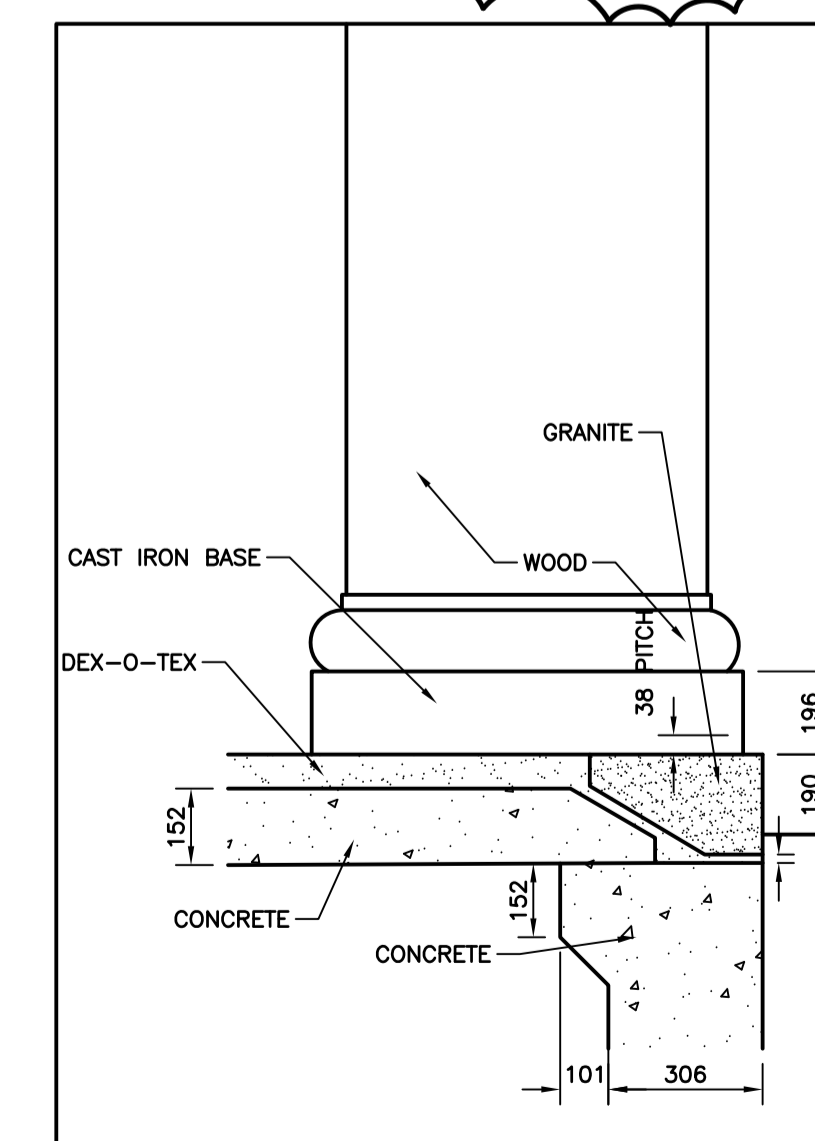
NEW ELEVATION - RAMP
SCALE: 1:35



NEW RAMP SECTION
SCALE: 1:15



COLUMN ELEVATION AND PLAN DETAILS
SCALE: 1:20



SECTION THRU C AT COLUMNS
SCALE: 1:15

No.	REVISION	DATE
R2	ISSUED FOR ADDENDUM #1	APR 18, 2024
R1	ISSUED FOR TENDER	MAR 28, 2024
R0	ISSUED FOR REVIEW	MAR 14, 2024

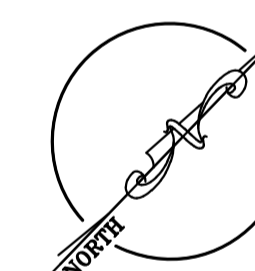
GENERAL NOTES

- DO NOT SCALE FROM DRAWINGS.
- ALL DIMENSIONS IN MILLIMETRES UNLESS OTHERWISE NOTED.
- THE CONTRACTOR IS TO VERIFY ALL DIMENSIONS AND SITE CONDITIONS PRIOR TO SUBMISSION OF TENDERS.
- ALL DEFICIENCIES FOUND IN THIS DRAWING IS TO BE BROUGHT TO THE ATTENTION OF THE FACILITIES ENGINEERING AND DEVELOPMENT OFFICE OF THE DEPARTMENT OF FACILITIES MANAGEMENT, MEMORIAL UNIVERSITY OF NEWFOUNDLAND, PRIOR TO THE SUBMISSION OF THE TENDERS.
- PRICE B TO INCLUDE ALL SCOPE OUTLINED ON DRAWING C-1.5. ALL OTHER WORK TO BE INCLUDED UNDER PRICE A.

LEGEND

- REMOVAL
- NEW LANDSCAPING
- NEW ASPHALT
- NEW CONCRETE
- NEW TOPSOIL
- WATER MAIN LINE
- SANITARY SEWER LINE
- STORM SEWER LINE
- UNDERGROUND ELECTRICAL CONDUIT
- UNDERGROUND HIGH-VOLTAGE DUCT BANK
- GRADE DIRECTION
- LIGHT STANDARD
- MANHOLE
- VALVE
- CATCH BASIN
- FIRE HYDRANT
- TRANSFORMER

STAMP:



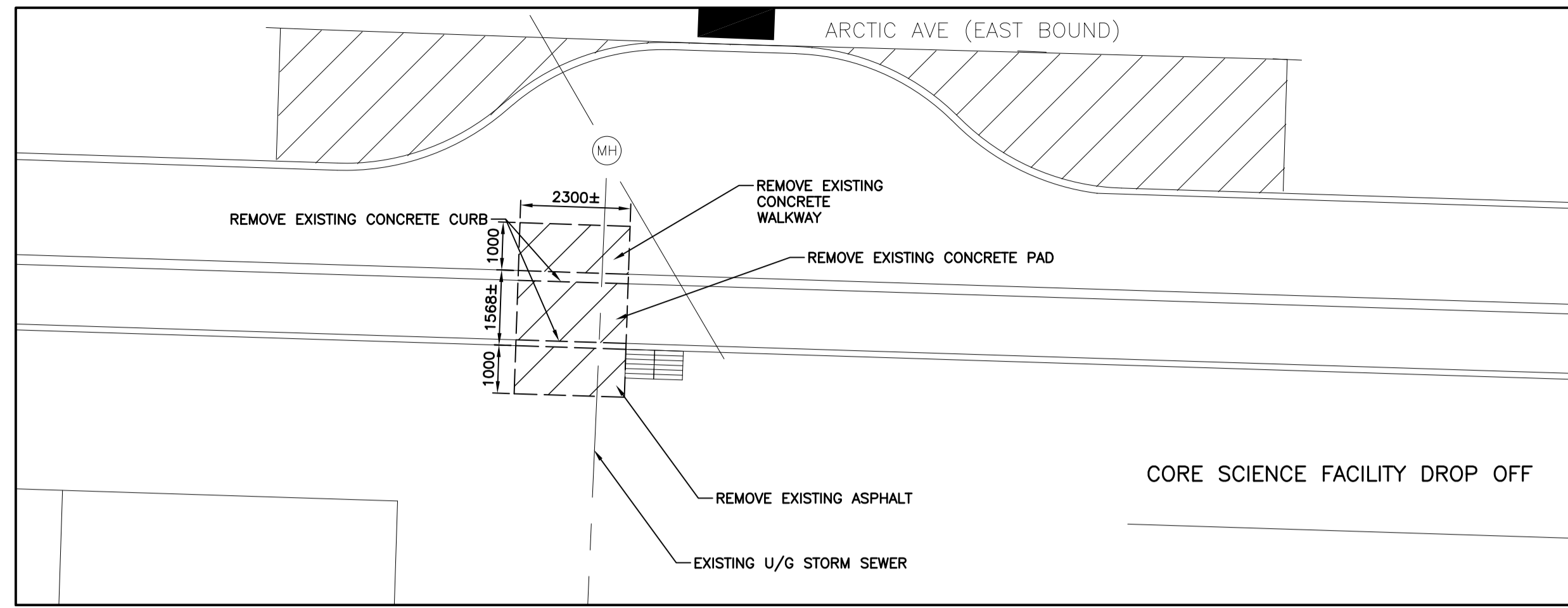
Department of Facilities Management
This University was raised by the people of Newfoundland as a memorial to the fallen in the great wars, 1914-1918, 1939-1945, that in freedom of learning, their cause and sacrifice might not be forgotten.
- Dedication plaque, Arts & Administration Building, St. John's Campus

PROJECT NAME:
CONCRETE AND ASPHALT REPAIRS 2024
Project #: GRD-508-23

DRAWING TITLE:
MAIN DINING HALL DEMOLITION AND NEW SITE PLANS

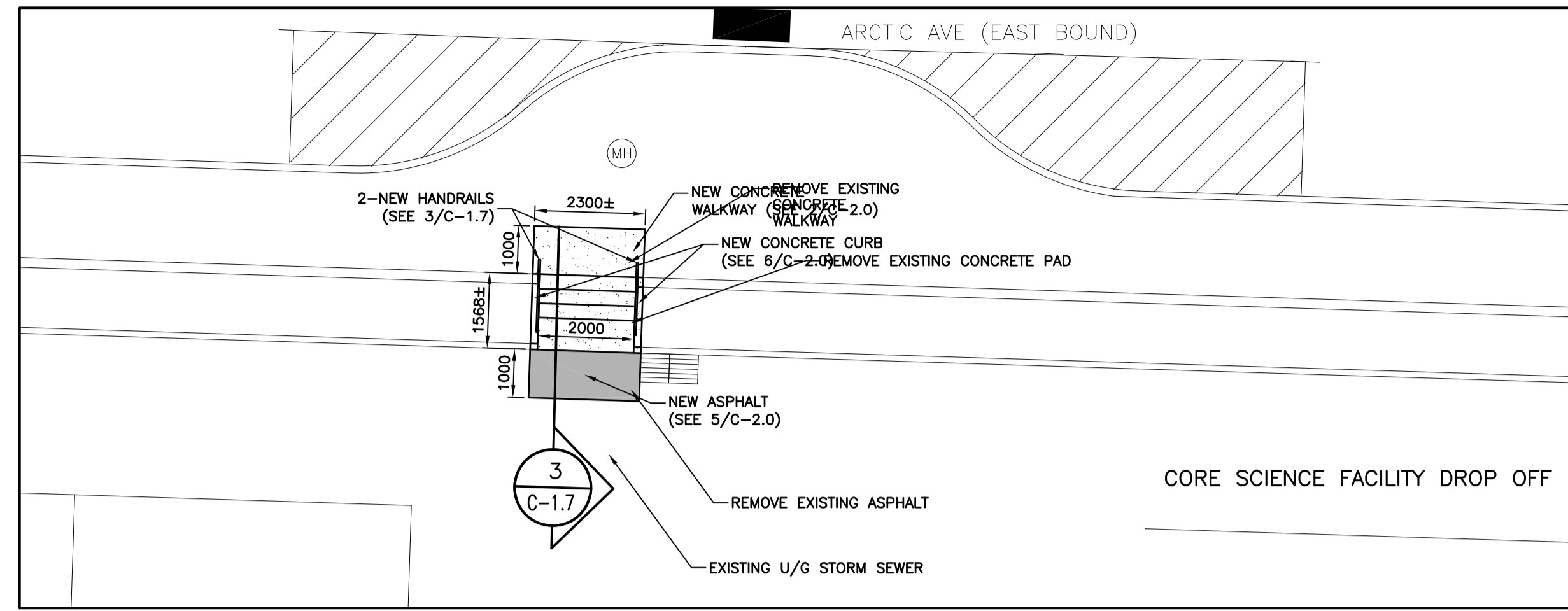
DESIGNED: S.C./C.B. DRAWN: S.C.
REVIEWED: H.H. APPROVED: H.H.
SCALE: AS SHOWN DATE: MAR 28 2024

MUN PROJECT No. GRD-508-23 DRAWING No. C-1.5



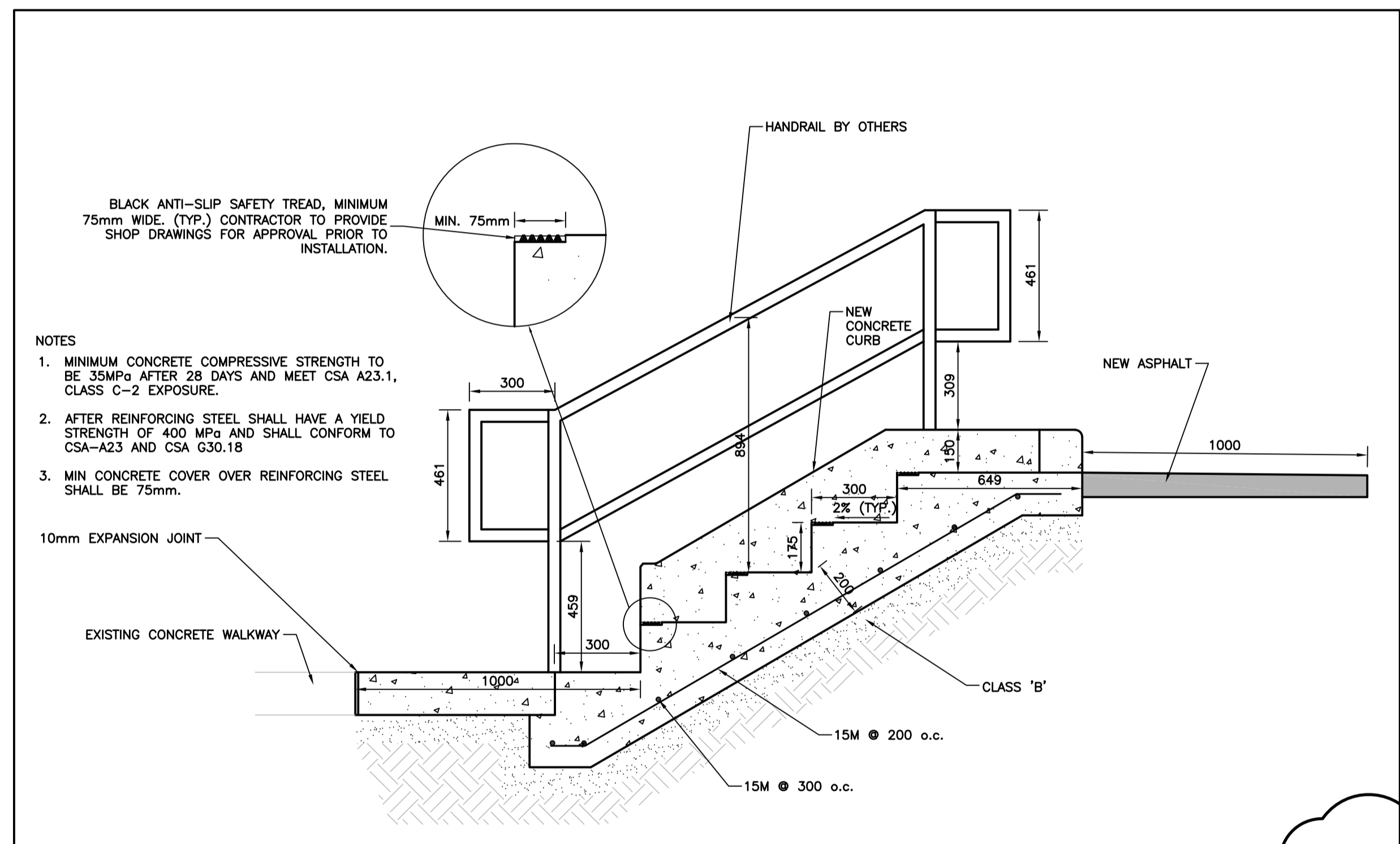
DEMOLITION SITE PLAN
SCALE: 1:100

1
C-1.7



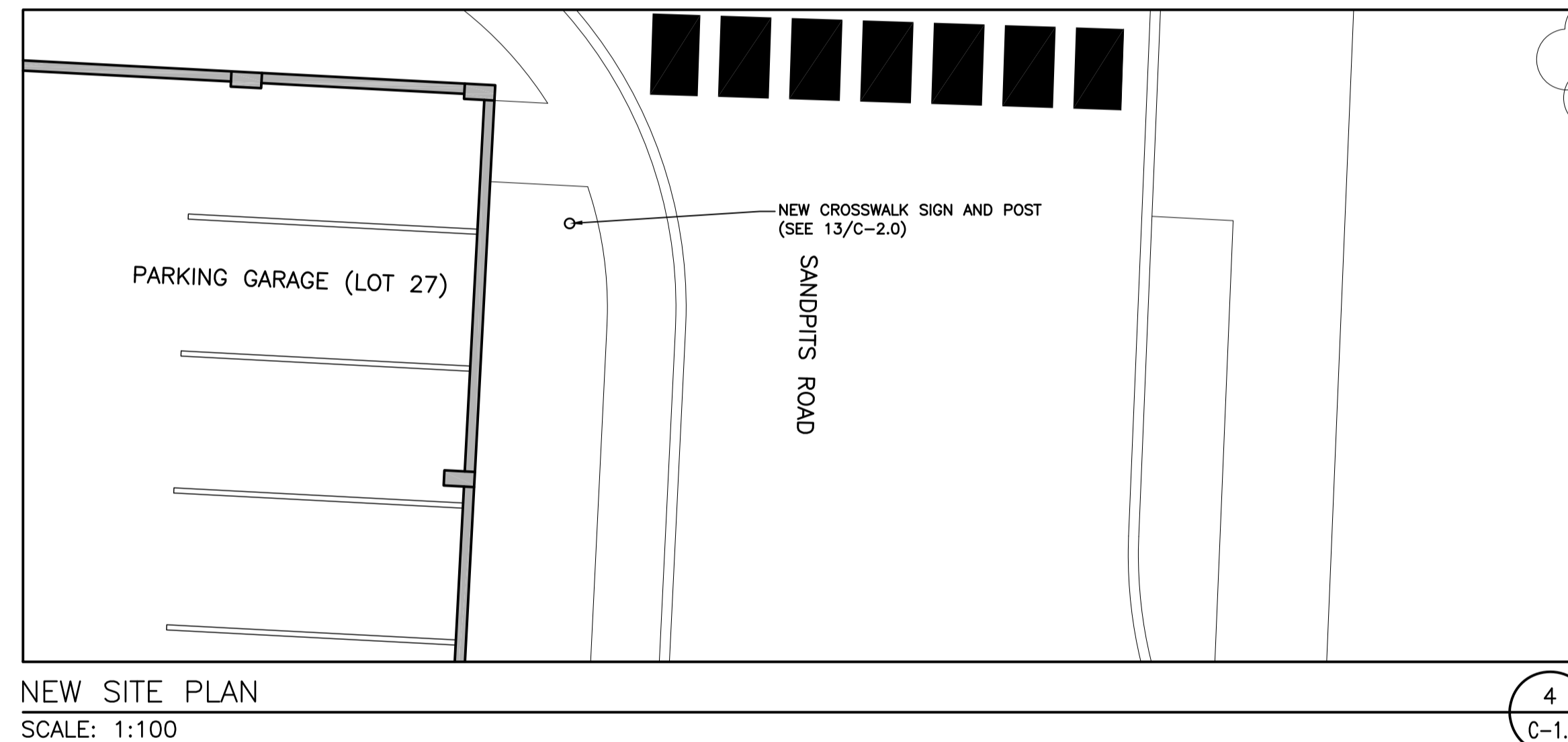
NEW SITE PLAN
SCALE: 1:100

2
C-1.1



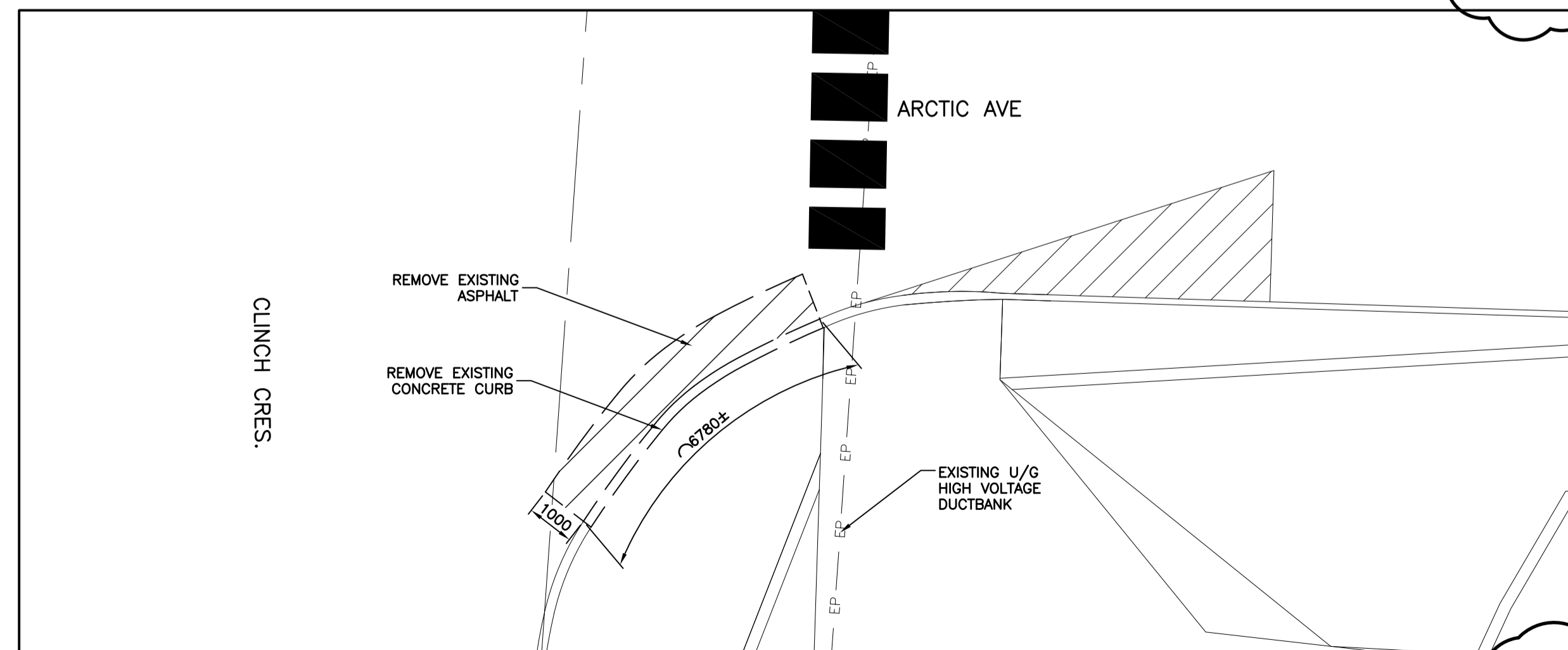
NEW STAIR AND HANDRAIL SECTION
SCALE: 1:15

3
C-1.7



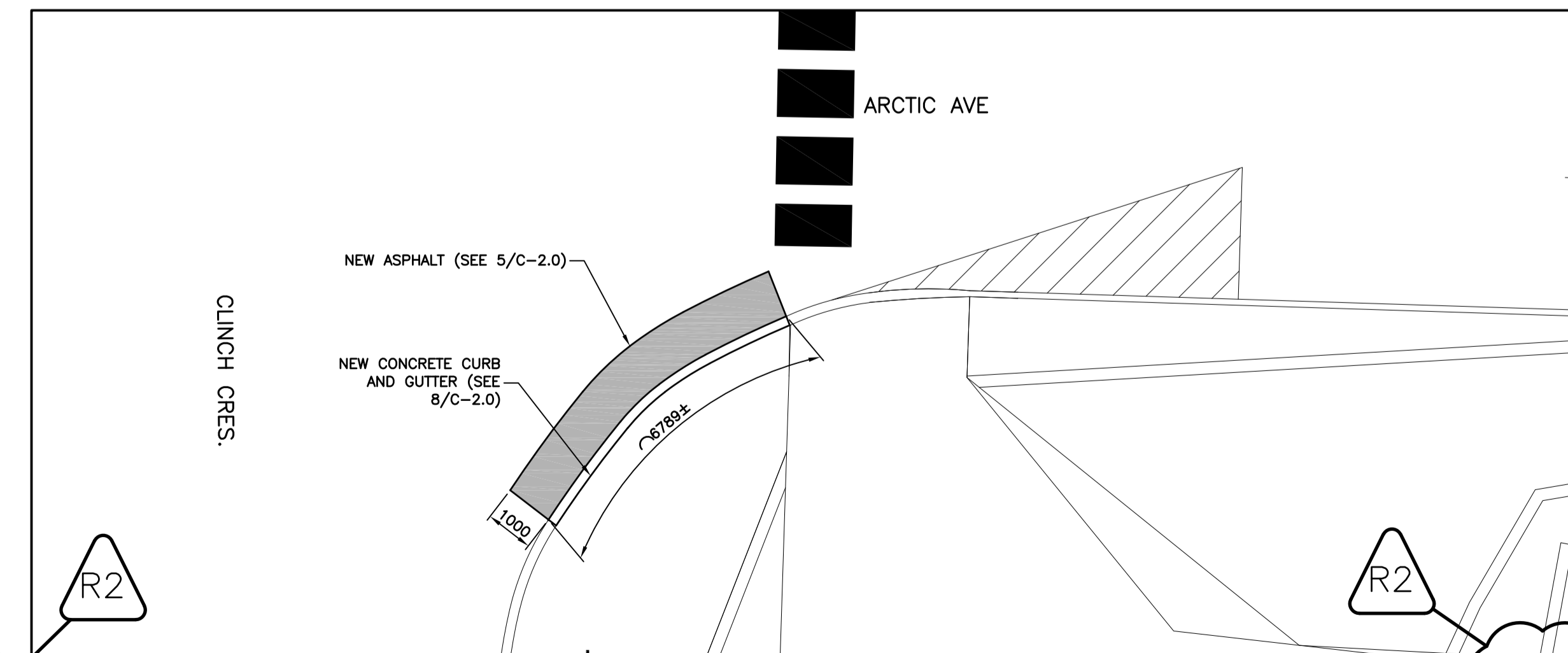
NEW SITE PLAN
SCALE: 1:100

4
C-1.7



DEMOLITION SITE PLAN
SCALE: 1:100

5
C-1.7



NEW SITE PLAN
SCALE: 1:100

6
C-1.7

No.	REVISION	DATE
R2	ISSUED FOR ADDENDUM #1	APR 18, 2024
R1	ISSUED FOR TENDER	MAR 28, 2024
R0	ISSUED FOR REVIEW	MAR 14, 2024


GENERAL NOTES

- DO NOT SCALE FROM DRAWINGS.
- ALL DIMENSIONS IN MILLIMETRES UNLESS OTHERWISE NOTED.
- THE CONTRACTOR IS TO VERIFY ALL DIMENSIONS AND SITE CONDITIONS PRIOR TO SUBMISSION OF TENDERS.
- ALL DEFICIENCIES FOUND IN THIS DRAWING IS TO BE BROUGHT TO THE ATTENTION OF THE FACILITIES ENGINEERING AND DEVELOPMENT OFFICE OF THE DEPARTMENT OF FACILITIES MANAGEMENT, MEMORIAL UNIVERSITY OF NEWFOUNDLAND, PRIOR TO THE SUBMISSION OF THE TENDERS.

LEGEND

- REMOVAL
- NEW LANDSCAPING
- NEW ASPHALT
- NEW CONCRETE
- NEW TOPSOIL
- WATER MAIN LINE
- SANITARY SEWER LINE
- STORM SEWER LINE
- UNDERGROUND ELECTRICAL CONDUIT
- UNDERGROUND HIGH-VOLTAGE DUCT BANK
- GRADE DIRECTION
- LIGHT STANDARD
- MANHOLE
- VALVE
- CATCH BASIN
- FIRE HYDRANT
- TRANSFORMER

STAMP:



Department of Facilities Management
This University was raised by the people of Newfoundland as a memorial to the fallen in the great wars, 1914-1918, 1939-1945, that in freedom of learning, their cause and sacrifice might not be forgotten.
- Dedication plaque, Arts & Administration Building, St. John's Campus

PROJECT NAME:
CONCRETE AND ASPHALT REPAIRS 2024

Project #: GRD-508-23

DRAWING TITLE:
CORE SCIENCE FACILITY AND ARCTIC AVE AT CLINCH CRESENT DEMOLITION AND NEW SITE PLANS

DESIGNED: S.C./C.B	DRAWN: S.C
REVIEWED: H.H	APPROVED: H.H
SCALE: AS SHOWN	DATE: MAR 28 2024
MUN PROJECT No. GRD-508-23	DRAWING No. C-1.7

PART 1 - ADDENDUM

1.1 TITLE

- .1 This Addendum shall be known as:

Addendum 1
TFM-009-24 – GRD-508-23: Concrete & Asphalt Repairs 2024

- .2 The Date of the Addendum is Friday, April 19, 2024

1.2 PRECEDENCE

- .1 This amendment to the bid documents is effective immediately.
- .2 This Addendum shall form an integral part of the original bid documents and is to be read in conjunction therewith.
- .3 The Addendum shall take precedence over previously issued bid documents with which it may prove to be at variance.

1.3 GENERAL

- .1 The General Conditions shall govern all phases of the Work covered by this Addendum.
- .2 Acknowledge receipt of this addendum in the Tender and Acceptance form.

1.4 PURPOSE

- .1 The purpose of the Addendum is to inform bidders of the changes, deletions and additions to be added to the bid documents.

1.5 CHANGES TO DRAWINGS

- .1 REMOVE Drawing C-1.0-R0 and REPLACE with Drawing C-1.0-R1.
- .2 REMOVE Drawing C-1.5-R0 and REPLACE with Drawing C-1.5-R1.
- .3 REMOVE Drawing C-1.7-R0 and REPLACE with Drawing C-1.7-R1.

1.6 CHANGES TO SPECIFICATION

1.7 QUESTIONS AND RESPONSES

- .1 *What will be the complement of individuals residing in the affected residences?*

RESPONSE: Residences will have some occupancy throughout the summer and building access/egress will need to be maintained. Burke, Curtis, and Squires all have multiple entrances/exits and should access to any of the entrances/exits be obstructed

to facilitate the work, temporary directional signs must aid the pedestrians to the other entrances/exits.

- .2 *Are there any restrictions on nighttime vs daytime work?*

RESPONSE: Night shift work is not required, but can be considered at the request of the successful bidder. However, it will be at no additional cost to the Owner. Depending on the location on Campus and the type of work being done, nighttime work may not be permitted. Work in the vicinity Paton College is strictly daytime.

- .3 *Are there current mechanical drawings available showing expected underground features to assist with locates?*

RESPONSE: Yes, all available services drawings will be made available to the successful bidder. Post contract award, and prior to work commencing onsite, electrical locates will be completed by the FM Electrical Shop as part of the MUN EHS Excavation Permit process

- .4 *Drawings C1.7 series do not line up with the master drawing sheet. 5 shows up as 4. 3/4 appears to be 5/6 and 1/2 appears to be 1/2/3*

RESPONSE: Drawing C-1.7 has been revised and reissued as part of this addendum.

- .5 *C-1.6 3/4 is a high traffic area. What are the limitations for work to be completed in terms of regular traffic/timings etc.*

RESPONSE: Work in this parking lot will need to be coordinated with The Works (operator of the Field House). The parking lot may need to be temporarily closed for periods of time to facilitate aspects of the work.

- .6 *C-1.5 2 says demolition site plan vs new site plan.*

RESPONSE: Drawing C-1.5 has been revised and reissued as part of this addendum.

- .7 *Are there any designated areas for parking of equipment?*

RESPONSE: A laydown area will be provided to the contractor throughout the contract period. Location options will be discussed post contract award with the successful bidder. It is the contractor's responsibility to safely and securely store their material/equipment and to return the area to its original shape and conditions after substantial completion. Refer to condition 2.23.X of the stipulated price contract.

- .8 *C-1.6 3/4 from a visit doesn't appear to make sense from a damage perspective. Is this simply a rotation of pavement upgrade areas?*

RESPONSE: The parking lot is intended for use during the 2025 Canada Games and the asphalt replacement of the areas noted in the IFT documents has been requested by the operator of the Field House.

- .9 *The ramp area of C-1.5 1 runs into the existing tree route. Based on the path, there would be little option to remove organics without damaging the tree root system. Is there any thought to creating the ramp over the existing pathway that would now be landscaped (left of the drawing area). The ramp could be L shaped or other to still route to the proposed landing.*

RESPONSE: Accessibility requirements for the ramp cannot be achieved using the existing pathway route. After award the contractor may propose, to the owner, a detailed shop drawing with *minor* modifications to the ramp layout to avert the removal of vegetation. Please bid as per the IFT documents.

- .10 *Is there any pictures/data for the current protection for the tunnels available? Has refurbishment been completed at any point?*

RESPONSE: There are no pictures from the original construction of the tunnels and there has been no exterior refurbishment completed for the section of tunnel being re-waterproofing under this contract.

- .11 *Are there known current concerns to the tunnel construction in terms of weight restrictions of heavy equipment on the ground above?*

RESPONSE: The residence tunnels under the landscaped area of Paton College have a Max Gross Weight limit of 4,000 kg. The section of residence tunnel under Parking Area 11 (Main Dining Hall west parking lot) has a Max Wheel Load limit of 9,000 kg. It is advised to avoid heavy equipment moving/working above the tunnels.

- .12 *Is there currently water infiltration in these tunnel sections?*

RESPONSE: Yes, there is little infiltration from various cracks and probable damage of the waterproofing from the external side. The purpose of the scope is to properly install new waterproofing to the tunnel segments.

- .13 *Any concerns on using precast blocks, in particular on C-1.1 4.*

RESPONSE: Precast concrete block is not acceptable for new walkways. Cast-in-place concrete walkways are required, as per the IFT documents.

- .14 *What are the constraints for traffic for C-1.3 4 in terms of direction given the one-way access?*

RESPONSE: This is a two-way road and one lane of traffic is required to be maintained at all times, with the use of proper signage and flaggers.

- .15 *Are there any issues with City of St. John's Permitting where territories might intersect? Example would be the road side of C-1.2 6.*

RESPONSE: The areas of construction in the contract are all on Memorial University's property and no city of St. John's will be required.

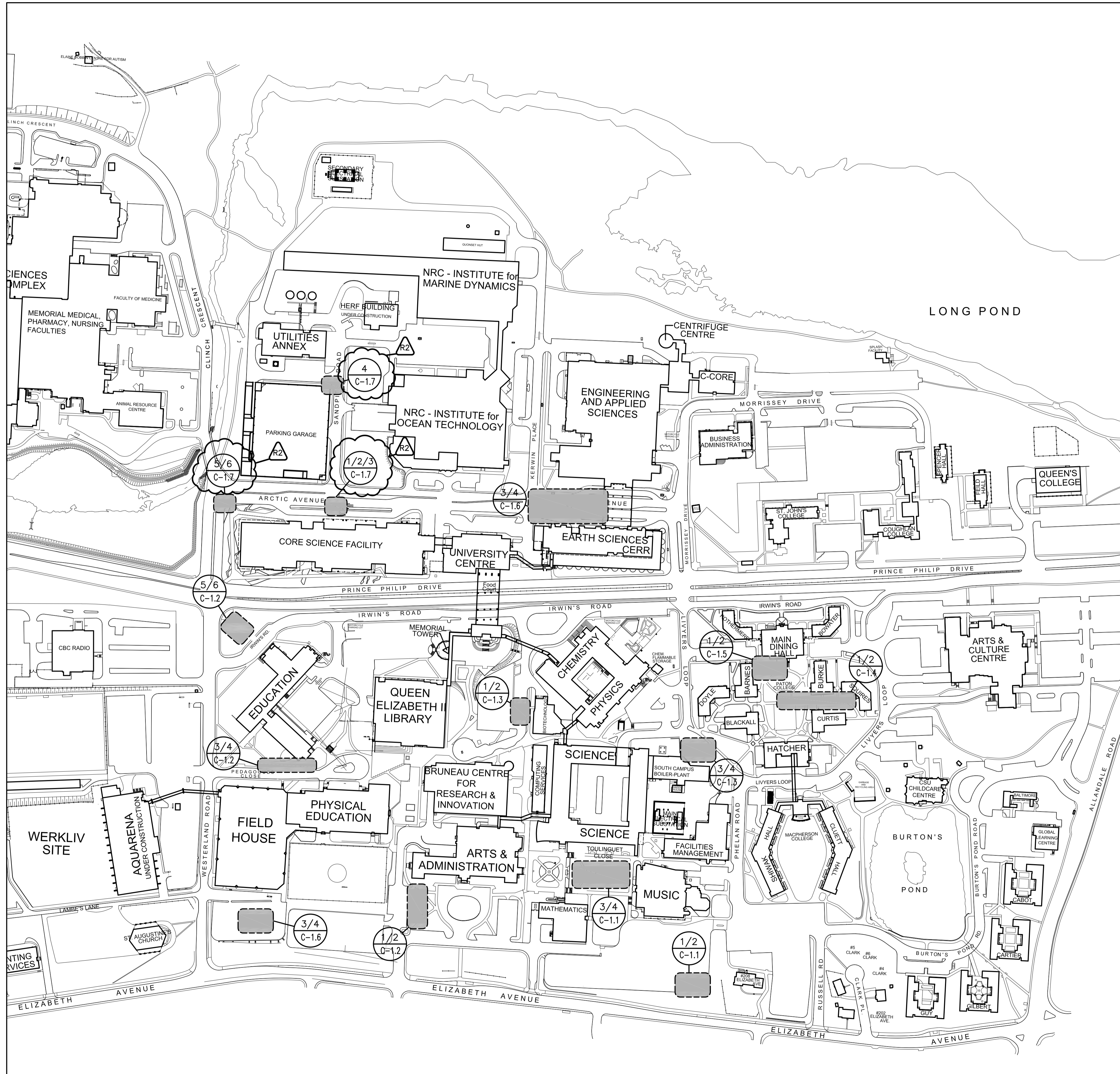
- .16 *Any further detail on the concrete work around the existing columns of the dining hall C-1.5.2. There were other noted materials in this area. Demolition work could be affected. Is the dining hall in service during the summer when work would be completed. The area might require some shrouding.*

RESPONSE: Refer to details 5 & 6 on drawing C-1.5 R1 for more information on the work area and the interface with the columns. Fibre board is to be installed around the inside perimeter of the Main Dining Hall columns, at the interface with the modified slab. The Main Dining Hall is operational throughout the summer. However, during the construction works the south entrance can be closed and alternate entrance, with appropriate signage, can be used. The contractor is required to submit a comprehensive schedule for the scope of works and the owner will facilitate any coordination needed with the users of the area.

END OF ADDENDUM

CONSTRUCTION NOTES (APPLIES TO ALL DRAWINGS)

- ALL WORK TO BE PERFORMED TO IN ACCORDANCE WITH MEMORIAL UNIVERSITY OF NEWFOUNDLAND SPECIFICATIONS, AND CITY OF ST. JOHN'S CONSTRUCTION SPECIFICATIONS.
- COORDINATE ALL DEMOLITION WITH OWNER'S REPRESENTATIVE PRIOR TO START OF CONSTRUCTION.
- CONTRACTOR TO HAVE ALL UNDERGROUND SERVICES LOCATED PRIOR TO START OF CONSTRUCTION.
- ALL EXISTING CONCRETE AND ASPHALT TO BE SAW CUT AT LIMITS OF CONSTRUCTION PRIOR TO DEMOLITION AND REINSTATEMENT.
- EXCAVATE AS REQUIRED TO ACCOMMODATE CONSTRUCTION OF NEW CURB, GUTTER, SIDEWALK, ROADWAY, ETC. AS PER DETAILS
- ALL CONCRETE CURB, GUTTER, AND SIDEWALK TO BE CLASS C-2 EXPOSURE WITH MINIMUM COMPRESSIVE STRENGTH AT 28 DAYS OF 32 MPa.
- ALL CONCRETE WALKWAYS TO BE A 150 mm IN THICKNESS.
- INSTALL EXPANSION JOINTS ALONG LENGTH ADJACENT TO CONCRETE CURBS AND ADJACENT TO EXISTING CONCRETE WALKWAYS.
- ALL MANHOLES TO BE SET 5 mm BELOW CONCRETE OR FINISHED ASPHALT GRADES.
- ALL CATCH BASINS TO BE SET 30 mm BELOW FINISHED ASPHALT GRADES.
- NEW LINE PAINTING TO BE COMPLETED AS SHOWN. REINSTATE ALL EXISTING LINE PAINTING AFFECTED BY CONSTRUCTION.
- CONTRACTOR TO REPAIR ANY DAMAGE CAUSED BY CONSTRUCTION ACTIVITIES AT NO COST TO OWNER.
- INSTALL EXPANSION JOIN AT INTERVALS OF 6 METERS IN NEW CONCRETE SIDEWALKS/WALKWAYS.
- INSTALL CONCRETE SAW CUTS AT 2.1m MAX OR AS SHOWN ON DRAWINGS IN NEW CONCRETE SIDEWALKS/WALKWAYS.
- REINSTATE LANDSCAPING ALONG EDGE OF NEW CONCRETE SIDEWALKS AND CURB. MIN 0.5m WIDTH.

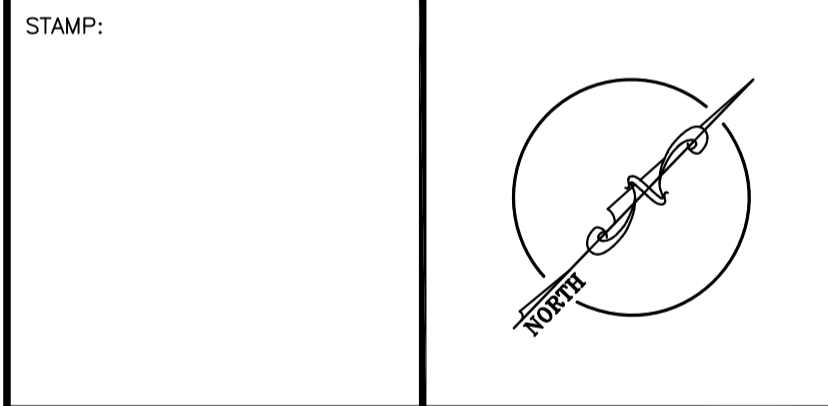


LOCATION PLAN
SCALE: N.T.S

1
C-1.0

No.	REVISION	DATE
R2	ISSUED FOR ADDENDUM #1	APR 18, 2024
R1	ISSUED FOR TENDER	MAR 28, 2024
R0	ISSUED FOR REVIEW	MAR 14, 2024

- GENERAL NOTES**
- DO NOT SCALE FROM DRAWINGS.
 - ALL DIMENSIONS IN MILLIMETRES UNLESS OTHERWISE NOTED.
 - THE CONTRACTOR IS TO VERIFY ALL DIMENSIONS AND SITE CONDITIONS PRIOR TO SUBMISSION OF TENDERS.
 - ALL DEFICIENCIES FOUND IN THIS DRAWING IS TO BE BROUGHT TO THE ATTENTION OF THE FACILITIES ENGINEERING AND DEVELOPMENT OFFICE OF THE DEPARTMENT OF FACILITIES MANAGEMENT, MEMORIAL UNIVERSITY OF NEWFOUNDLAND, PRIOR TO THE SUBMISSION OF THE TENDERS.
 - PRICE B TO INCLUDE ALL SCOPE OUTLINED ON DRAWING C-1.5 ALL OTHER WORK TO BE INCLUDED UNDER PRICE A.

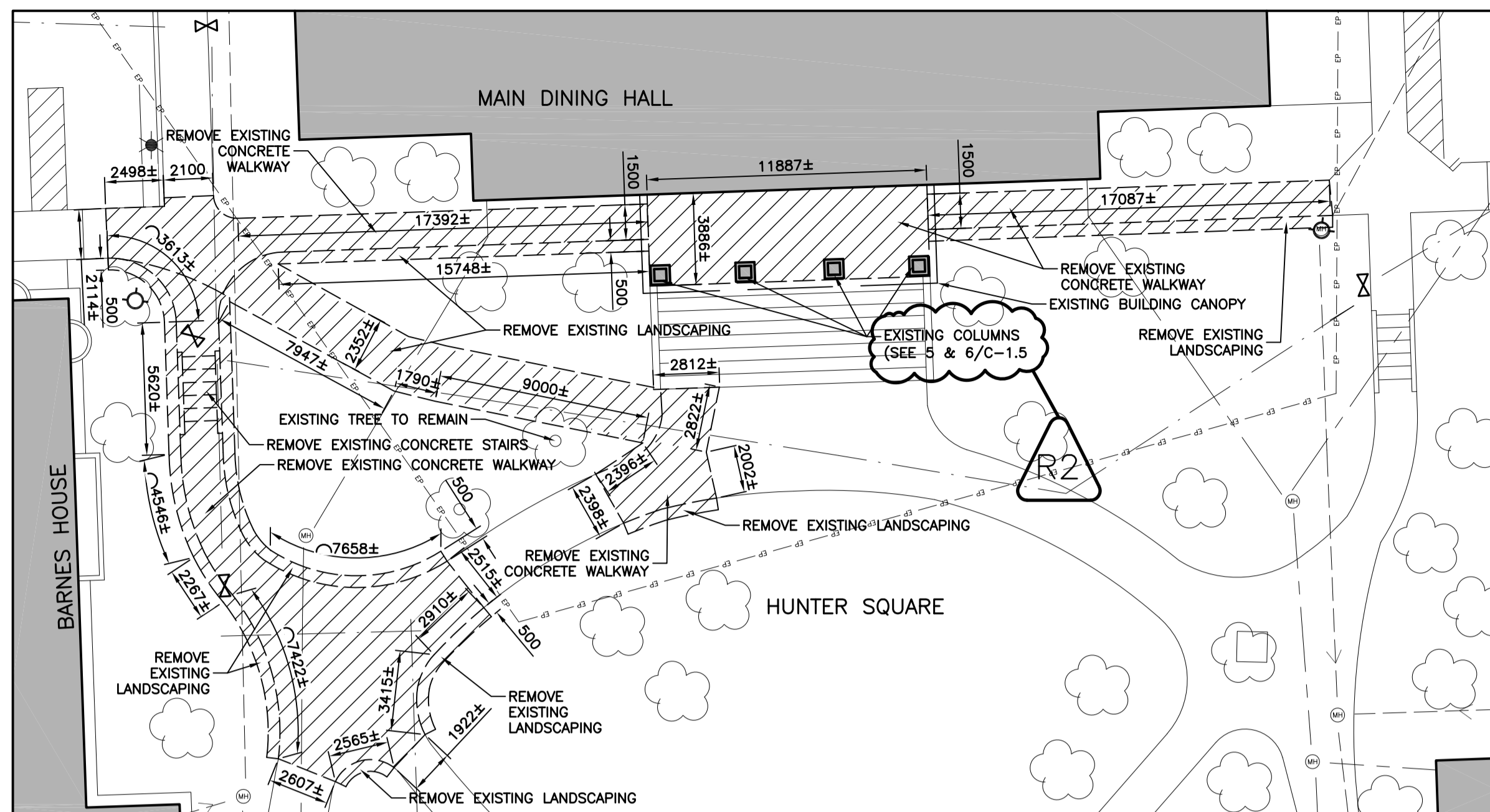


MEMORIAL UNIVERSITY
Department of Facilities Management
This University was raised by the people of Newfoundland as a memorial to the fallen in the great wars, 1914-1918, 1939-1945, that in freedom of learning, their cause and sacrifice might not be forgotten.
-Dedication plaque, Arts & Administration Building, St. John's Campus

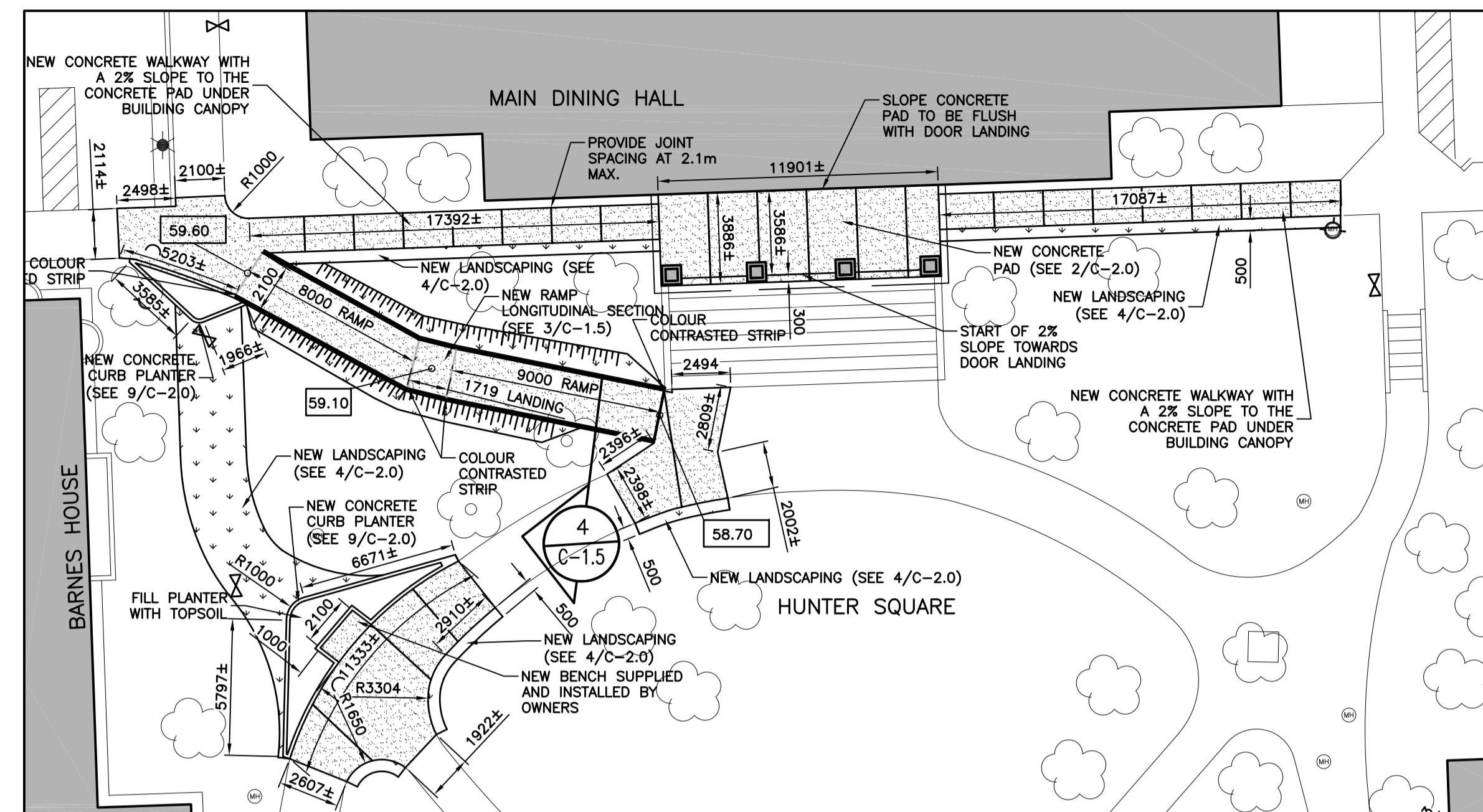
PROJECT NAME:
CONCRETE AND ASPHALT REPAIRS 2024
Project #: GRD-508-23

DRAWING TITLE:
LOCATION PLAN

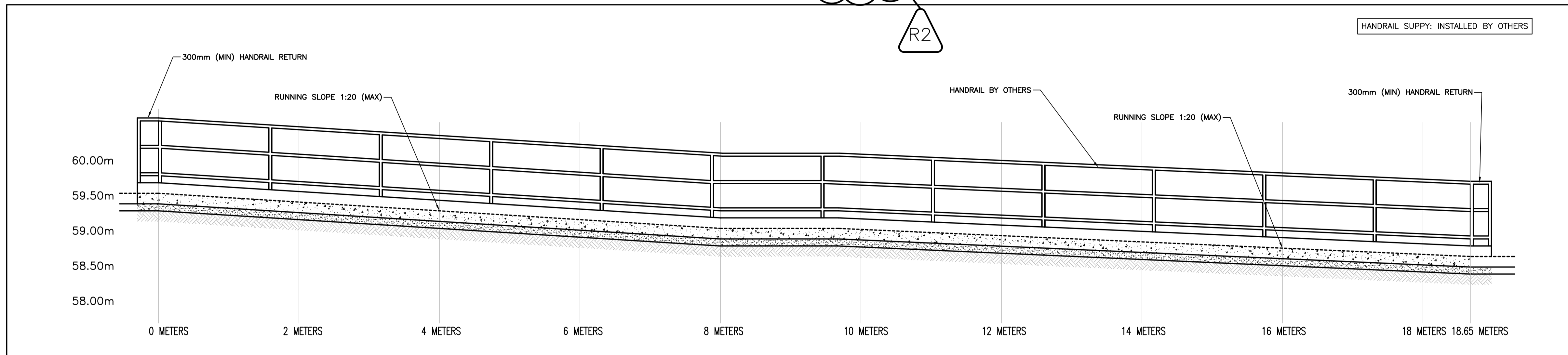
DESIGNED: S.C/C.B	DRAWN: S.C
REVIEWED: H.H	APPROVED: H.H
SCALE: N.T.S	DATE: MAR 28 2024
MUN PROJECT No. GRD-508-23	DRAWING No. C-1.0



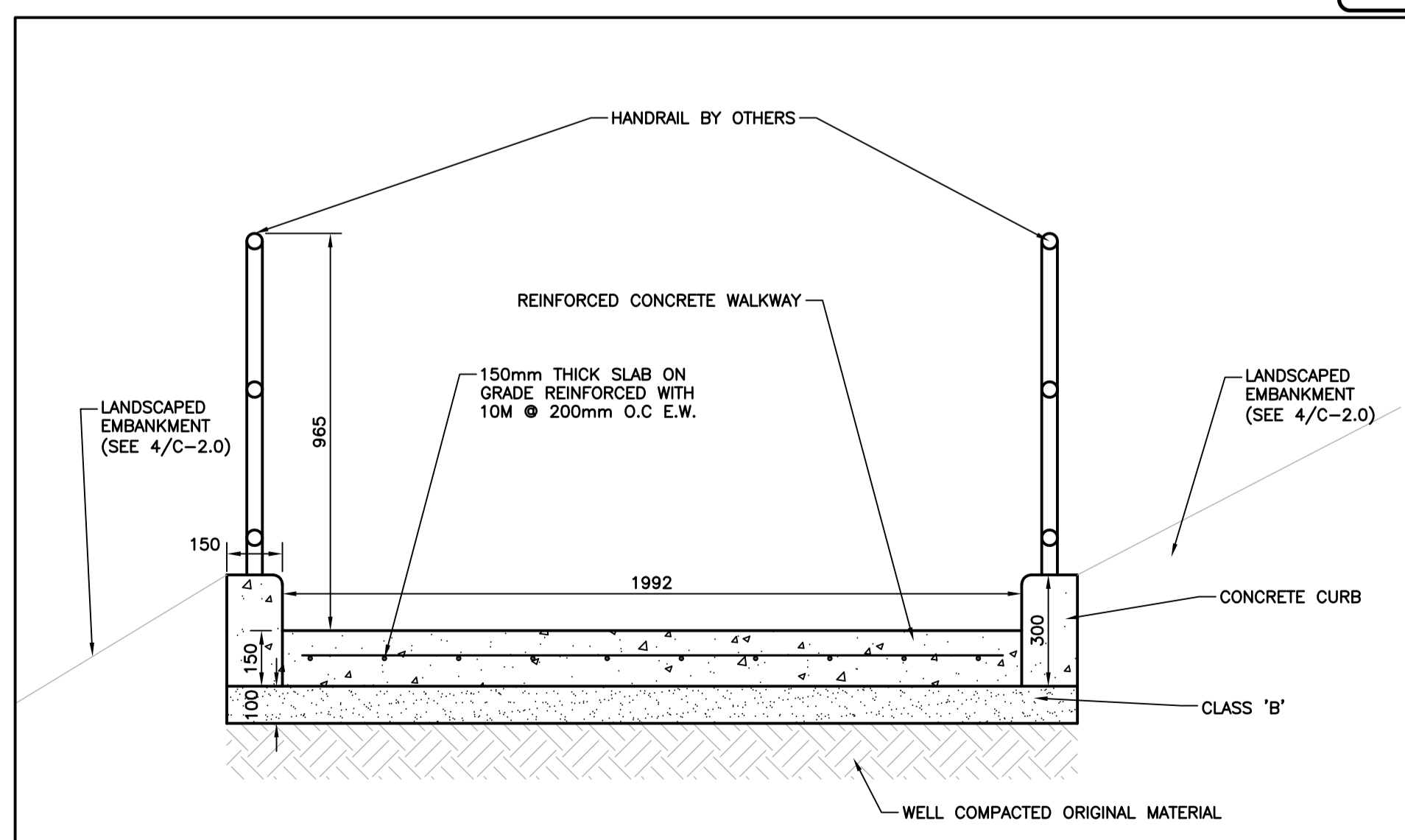
DEMOLITION SITE PLAN
SCALE: 1:200



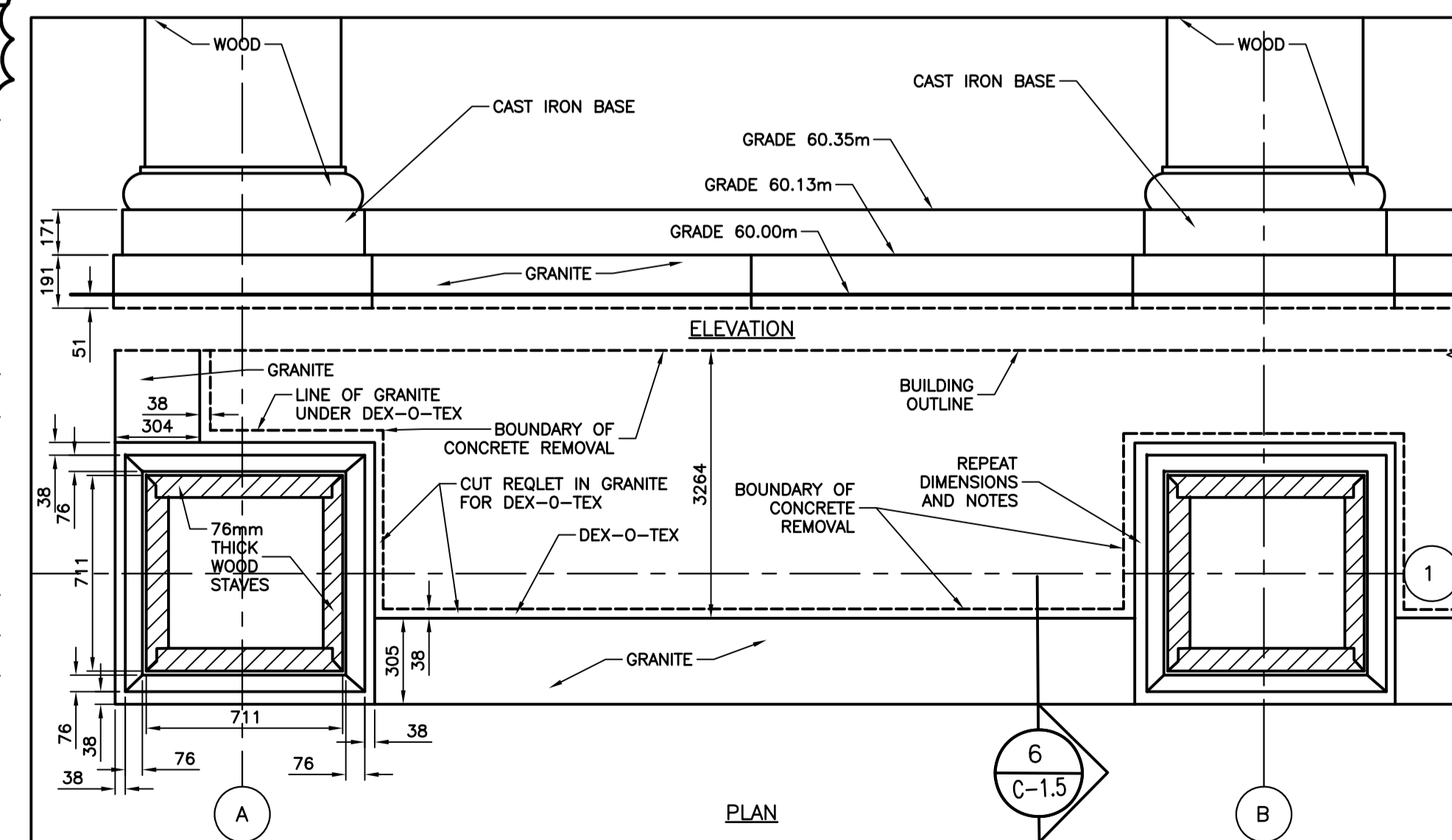
NEW SITE PLAN
SCALE: 1:200



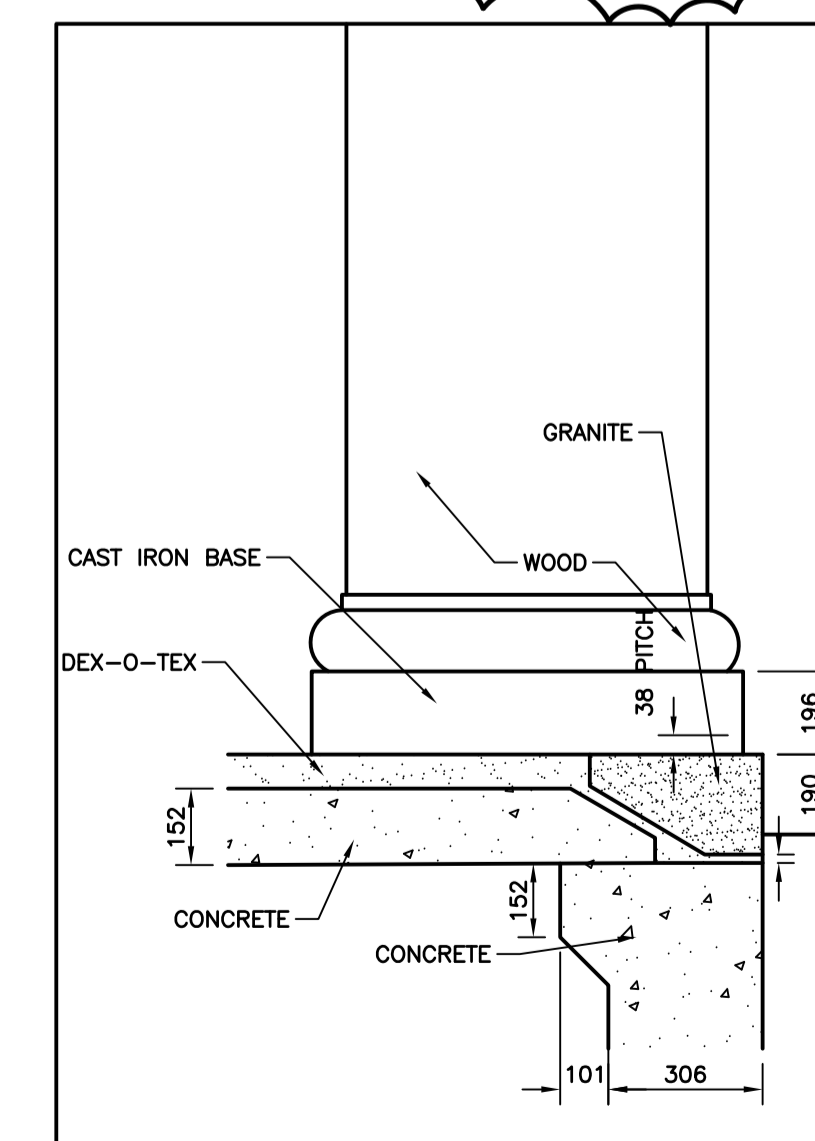
NEW ELEVATION - RAMP
SCALE: 1:35



NEW RAMP SECTION
SCALE: 1:15



COLUMN ELEVATION AND PLAN DETAILS
SCALE: 1:20



SECTION THRU C AT COLUMNS
SCALE: 1:15

No.	REVISION	DATE
R2	ISSUED FOR ADDENDUM #1	APR 18, 2024
R1	ISSUED FOR TENDER	MAR 28, 2024
R0	ISSUED FOR REVIEW	MAR 14, 2024

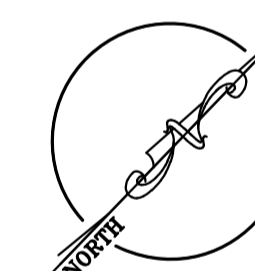
GENERAL NOTES

- DO NOT SCALE FROM DRAWINGS.
- ALL DIMENSIONS IN MILLIMETRES UNLESS OTHERWISE NOTED.
- THE CONTRACTOR IS TO VERIFY ALL DIMENSIONS AND SITE CONDITIONS PRIOR TO SUBMISSION OF TENDERS.
- ALL DEFICIENCIES FOUND IN THIS DRAWING IS TO BE BROUGHT TO THE ATTENTION OF THE FACILITIES ENGINEERING AND DEVELOPMENT OFFICE OF THE DEPARTMENT OF FACILITIES MANAGEMENT, MEMORIAL UNIVERSITY OF NEWFOUNDLAND, PRIOR TO THE SUBMISSION OF THE TENDERS.
- PRICE B TO INCLUDE ALL SCOPE OUTLINED ON DRAWING C-1.5. ALL OTHER WORK TO BE INCLUDED UNDER PRICE A.

LEGEND

- REMOVAL
- NEW LANDSCAPING
- NEW ASPHALT
- NEW CONCRETE
- NEW TOPSOIL
- WATER MAIN LINE
- SANITARY SEWER LINE
- STORM SEWER LINE
- UNDERGROUND ELECTRICAL CONDUIT
- UNDERGROUND HIGH-VOLTAGE DUCT BANK
- GRADE DIRECTION
- LIGHT STANDARD
- MANHOLE
- VALVE
- CATCH BASIN
- FIRE HYDRANT
- TRANSFORMER

STAMP:



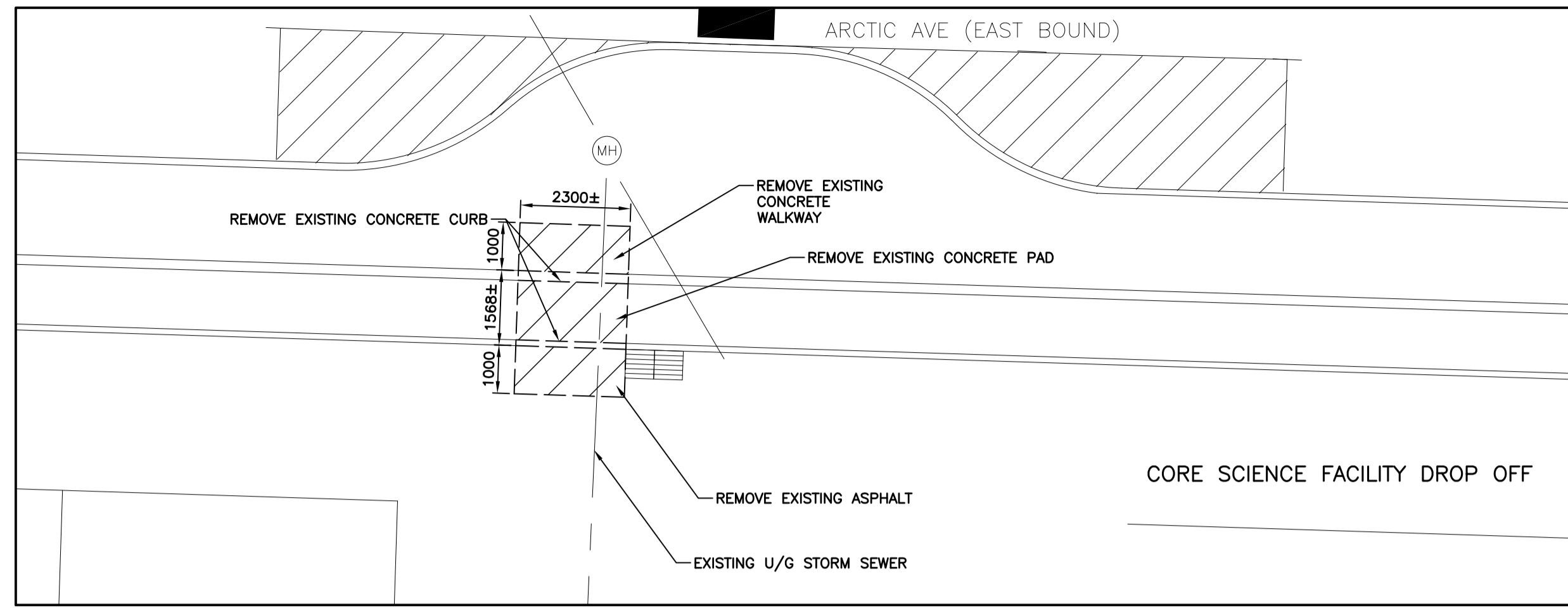
Department of Facilities Management
This University was raised by the people of Newfoundland as a memorial to the fallen in the great wars, 1914-1918, 1939-1945, that in freedom of learning, their cause and sacrifice might not be forgotten.
- Dedication plaque, Arts & Administration Building, St. John's Campus

PROJECT NAME:
CONCRETE AND ASPHALT REPAIRS 2024
Project #: GRD-508-23

DRAWING TITLE:
MAIN DINING HALL DEMOLITION AND NEW SITE PLANS

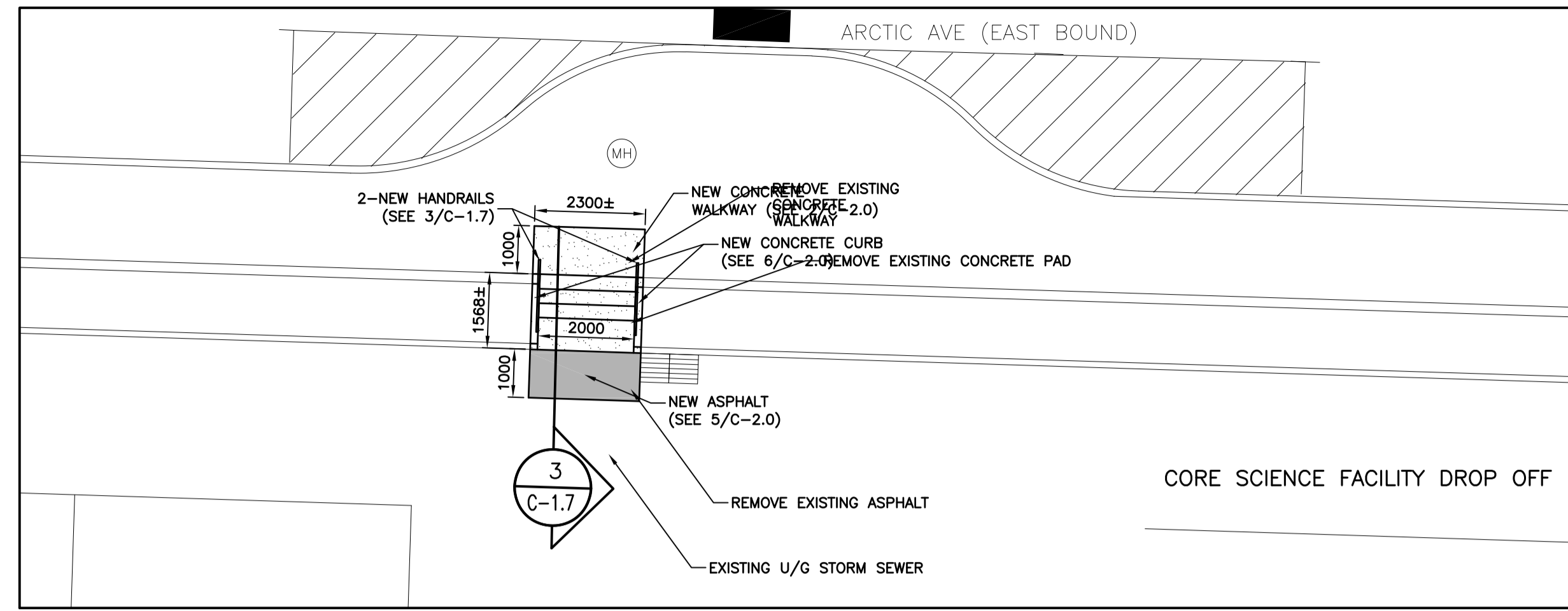
DESIGNED: S.C./C.B. DRAWN: S.C.
REVIEWED: H.H. APPROVED: H.H.
SCALE: AS SHOWN DATE: MAR 28 2024

MUN PROJECT No. GRD-508-23 DRAWING No. C-1.5



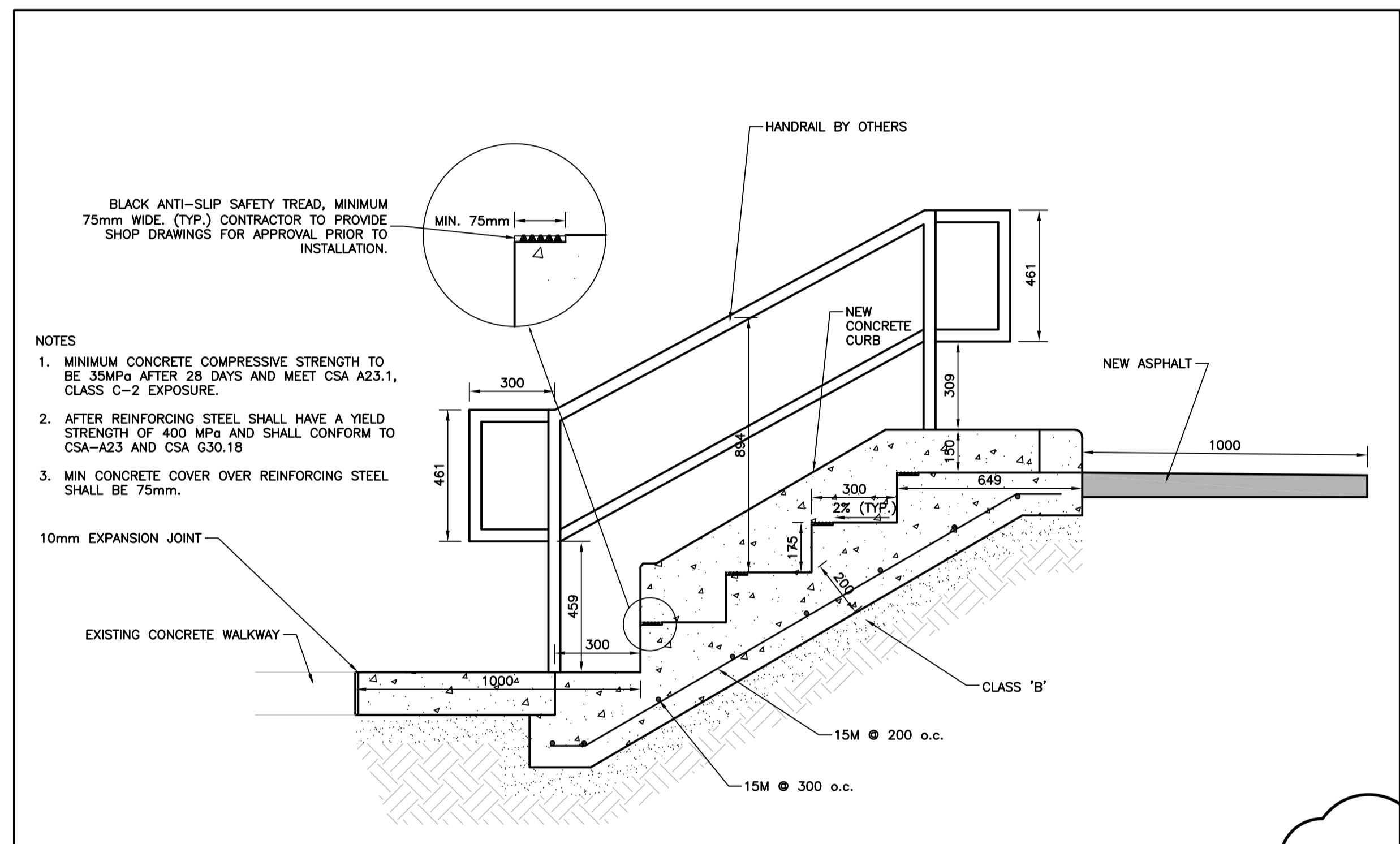
DEMOLITION SITE PLAN
SCALE: 1:100

1
C-1.7



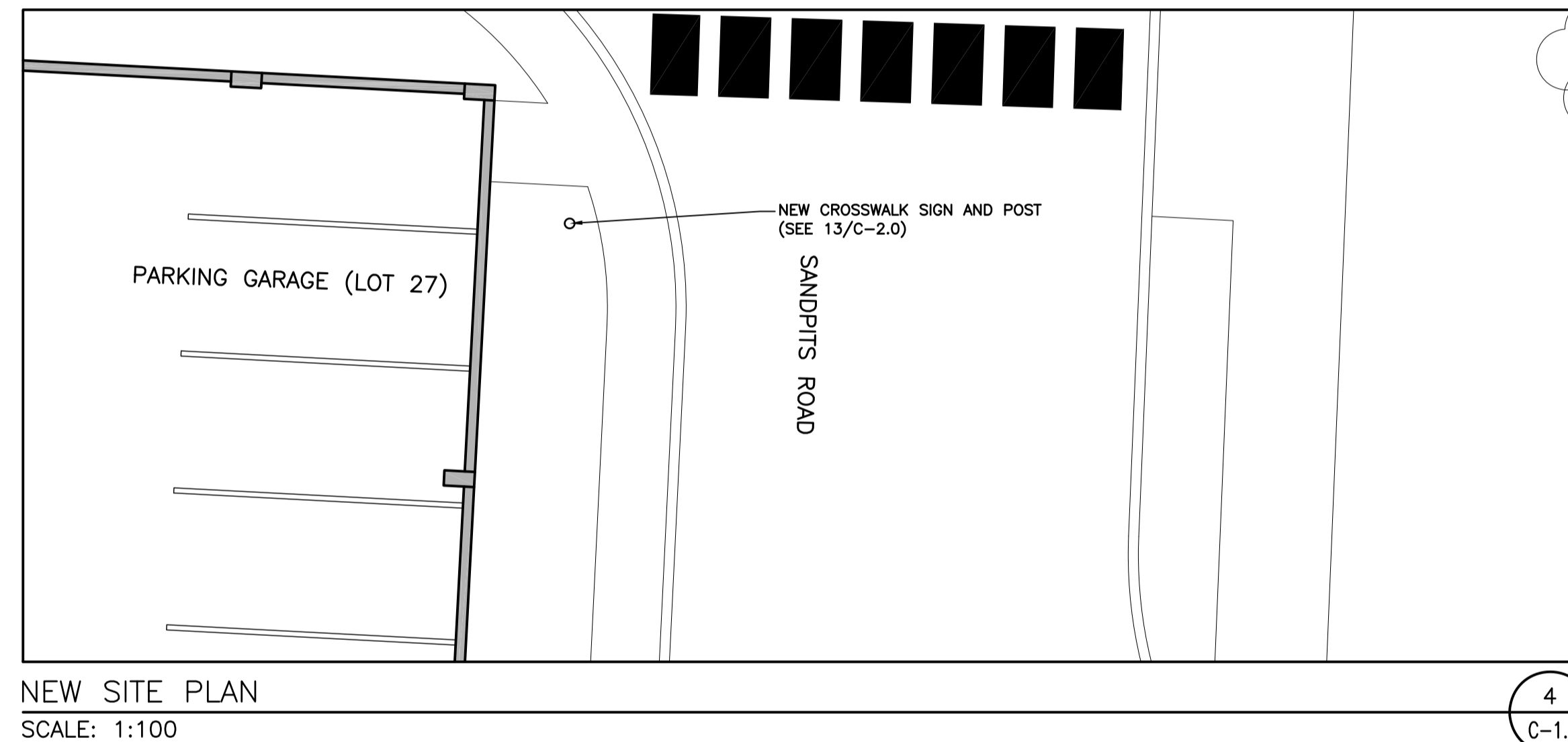
NEW SITE PLAN
SCALE: 1:100

2
C-1.1



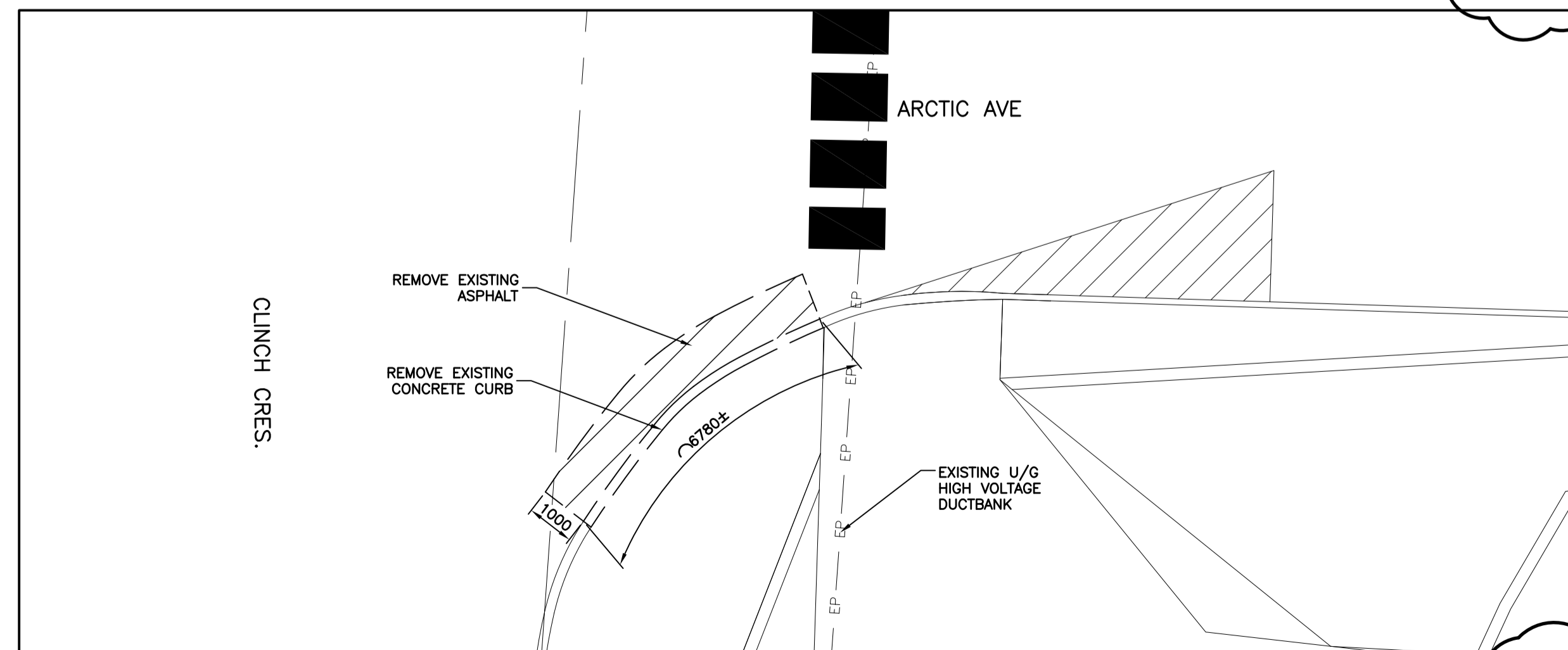
NEW STAIR AND HANDRAIL SECTION
SCALE: 1:15

3
C-1.7



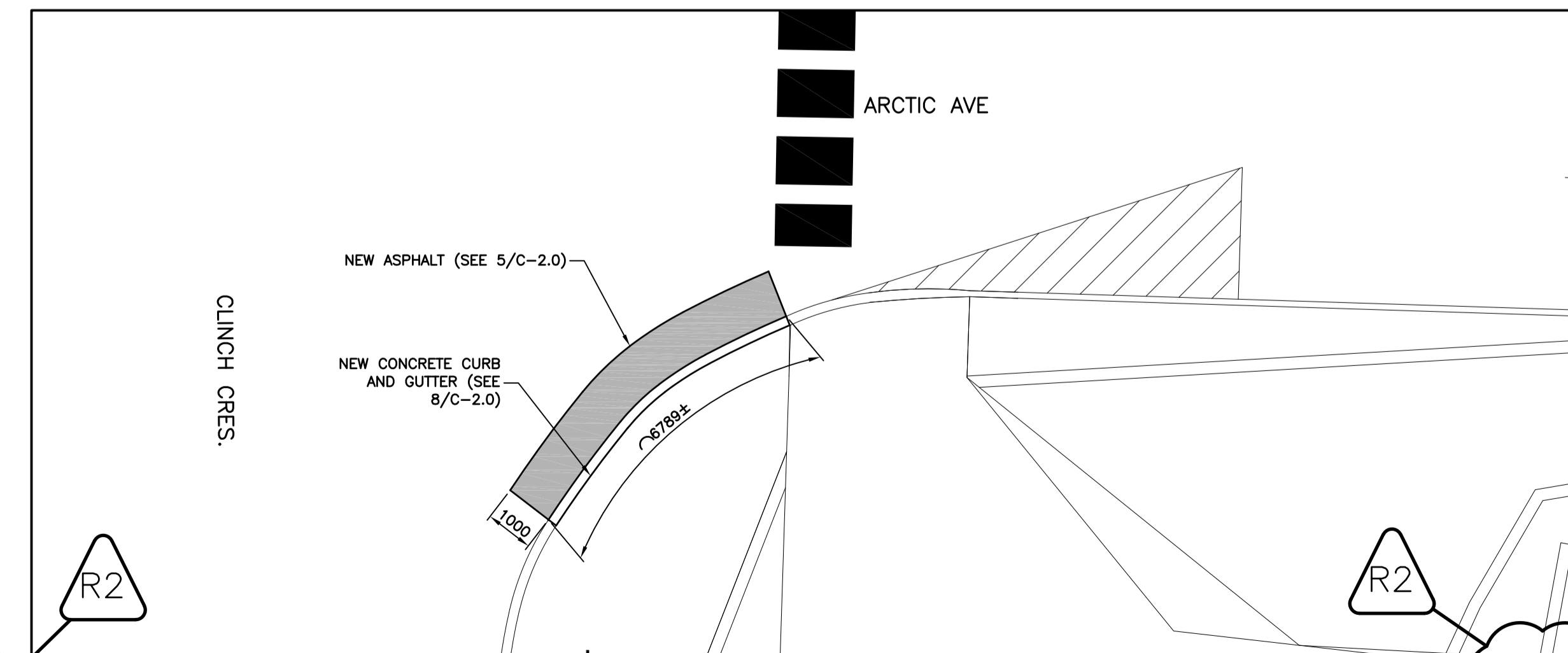
NEW SITE PLAN
SCALE: 1:100

4
C-1.7



DEMOLITION SITE PLAN
SCALE: 1:100

5
C-1.7



NEW SITE PLAN
SCALE: 1:100

6
C-1.7

No.	REVISION	DATE
R2	ISSUED FOR ADDENDUM #1	APR 18, 2024
R1	ISSUED FOR TENDER	MAR 28, 2024
R0	ISSUED FOR REVIEW	MAR 14, 2024

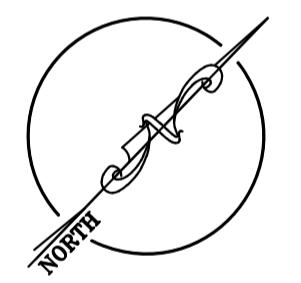
GENERAL NOTES

- DO NOT SCALE FROM DRAWINGS.
- ALL DIMENSIONS IN MILLIMETRES UNLESS OTHERWISE NOTED.
- THE CONTRACTOR IS TO VERIFY ALL DIMENSIONS AND SITE CONDITIONS PRIOR TO SUBMISSION OF TENDERS.
- ALL DEFICIENCIES FOUND IN THIS DRAWING IS TO BE BROUGHT TO THE ATTENTION OF THE FACILITIES ENGINEERING AND DEVELOPMENT OFFICE OF THE DEPARTMENT OF FACILITIES MANAGEMENT, MEMORIAL UNIVERSITY OF NEWFOUNDLAND, PRIOR TO THE SUBMISSION OF THE TENDERS.

LEGEND

- REMOVAL
- NEW LANDSCAPING
- NEW ASPHALT
- NEW CONCRETE
- NEW TOPSOIL
- WATER MAIN LINE
- SANITARY SEWER LINE
- STORM SEWER LINE
- UNDERGROUND ELECTRICAL CONDUIT
- UNDERGROUND HIGH-VOLTAGE DUCT BANK
- GRADE DIRECTION
- LIGHT STANDARD
- MANHOLE
- VALVE
- CATCH BASIN
- FIRE HYDRANT
- TRANSFORMER

STAMP:



Department of Facilities Management
This University was raised by the people of Newfoundland as a memorial to the fallen in the great wars, 1914-1918, 1939-1945, that in freedom of learning, their cause and sacrifice might not be forgotten.
- Dedication plaque, Arts & Administration Building, St. John's Campus

PROJECT NAME:

CONCRETE AND ASPHALT REPAIRS 2024

Project #: GRD-508-23

DRAWING TITLE:

CORE SCIENCE FACILITY AND ARCTIC AVE AT CLINCH CRESENT DEMOLITION AND NEW SITE PLANS

DESIGNED: S.C./C.B

DRAWN: S.C

REVIEWED: H.H

APPROVED: H.H

SCALE: AS SHOWN

DATE: MAR 28 2024

MUN PROJECT No.

GRD-508-23

DRAWING No.

C-1.7